

Analysis of China's Fastener Trading Value in 2019

by Naiwen Chang, Fastener World
Source: General Administration of Customs of the People's Republic of China

Items	Export Values (USD)		Import Values (USD)	
	Total Export Value	Proportion	Total Import Value	Proportion
731815: Other screws and bolts	3,060,437,985	47.68%	1,348,254,317	47.49%
731816 Nuts	1,159,136,461	18.06%	548,079,384	19.30%
731814 Self-tapping screws	627,713,389	9.78%	265,685,381	9.36%
731819: Other stainless steel threaded products	552,913,734	8.61%	230,938,274	8.13%
731822 Other washers	410,510,693	6.39%	132,878,348	4.68%
731824 Pins and cotter pins	178,768,119	2.78%	89,098,850	3.14%
731829: Other stainless steel non-threaded products	136,568,159	2.13%	82,537,827	2.91%
731812 Other wood screws	125,604,078	1.96%	71,949,170	2.53%
731823 Rivets	63,552,666	0.99%	61,950,305	2.18%
731821 Spring washers and other anti-loosening washers	56,380,902	0.88%	3,031,703	0.11%
731813 Hook screws and ring screws	32,189,537	0.50%	2,412,494	0.08%
731811 Square head screws	15,514,858	0.24%	2,239,131	0.08%
Total	6,419,290,581	100%	2,839,055,184	100%

According to the statistics by General Administration of Customs of China, China exported USD 6.419 billion worth of fasteners and imported USD 2.839 billion worth of fasteners in 2019. The category with the best trade performance is other screws and bolts (HS 731815) at a total export value of USD 3.06 billion taking up 47.68%, and at a total import value of USD 1.348 billion taking up 47.49%. The category with the 2nd highest trade amount is nuts (HS 731816) at a total export value of USD 1.159 billion taking up 18.06%, and at a total import value of USD 548 million taking up 19.3%.

Most fasteners made in China can satisfy the domestic demand in the country, whereas only spring washers and other anti-loosening washers (HS 731821), rivets (HS 731823), coppers and cotter pins (HS 731824) are higher in import value than export value. The import and export values in February were lower because of fewer workdays during the lunar new year holidays. The values picked up slowly in March and peaked in December.

731811 Square head screws

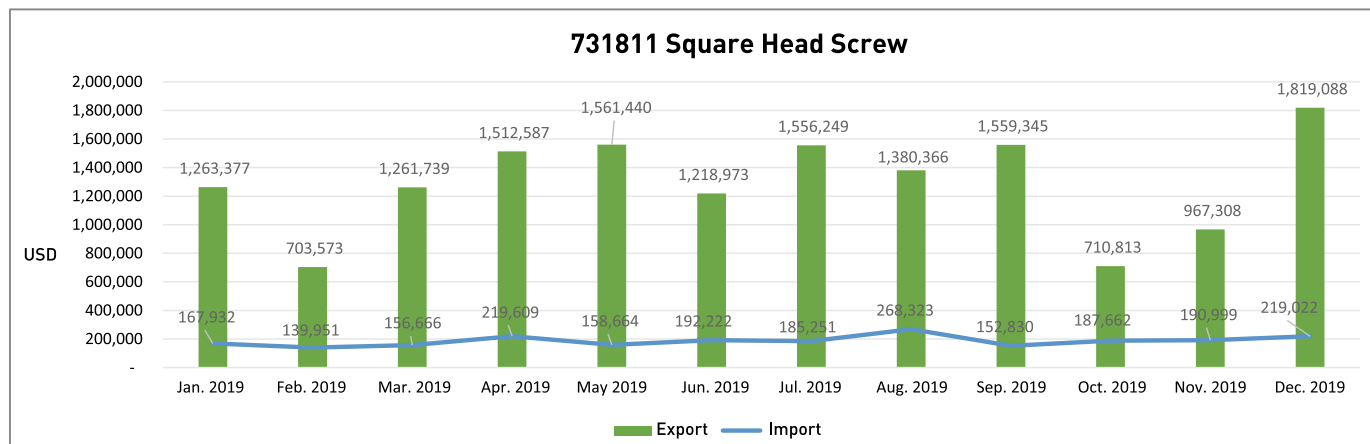
China's export value of square head screws only shares 0.24% of the total export. This product can satisfy the domestic Chinese market and its import value is stable. Note that if we exclude February which has fewer workdays, October had the lowest export value of only USD 71 thousand, just USD 10 thousand more than the export value of February. This could be attributed to the U.S. declaring to increase the tariff from 25% to 30% in the trade war with China. This led to a large slump in export, and later picked up and peaked in December.

731812 Other wood screws

This product shares 1.96% of the total export value. Excluding February, the export value of other wood screws went below USD 9 million in November and rebounded to over USD 12 million in December. As for import, this product can satisfy the domestic demand. Its import value isn't much but relatively stable with less fluctuations.

731813 Hook screws and ring screws

This product can satisfy the domestic demand. Its import value isn't much and at maximum doesn't exceed USD 321 thousand in 2019. Its export value peaked in May by growing 33.82% over April and reaching USD 3.151 million. Likewise, there was a larger margin of drop in October but a good rebound in November. There wasn't much drop in December.



731814 Self-tapping screws

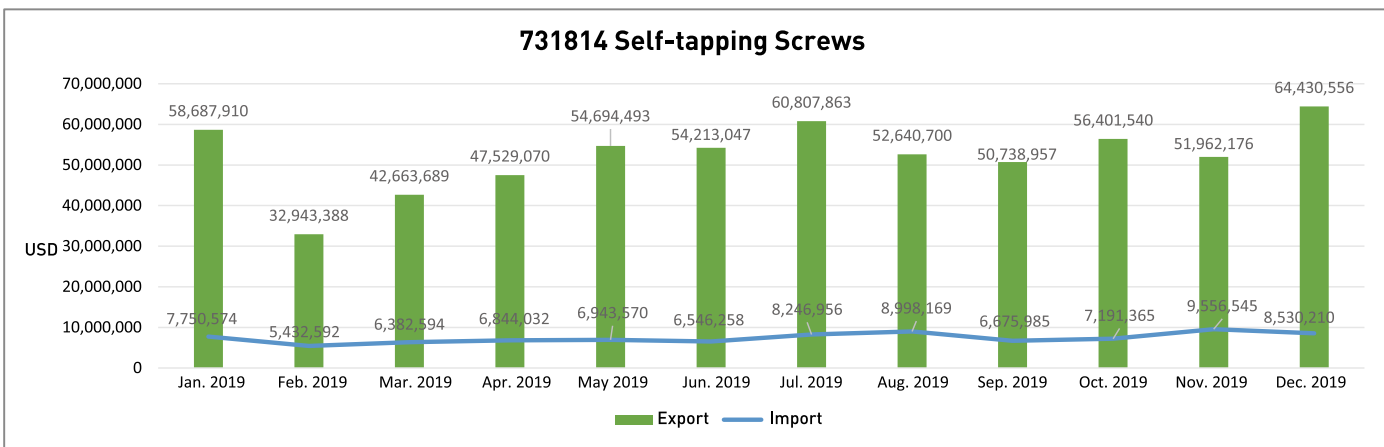
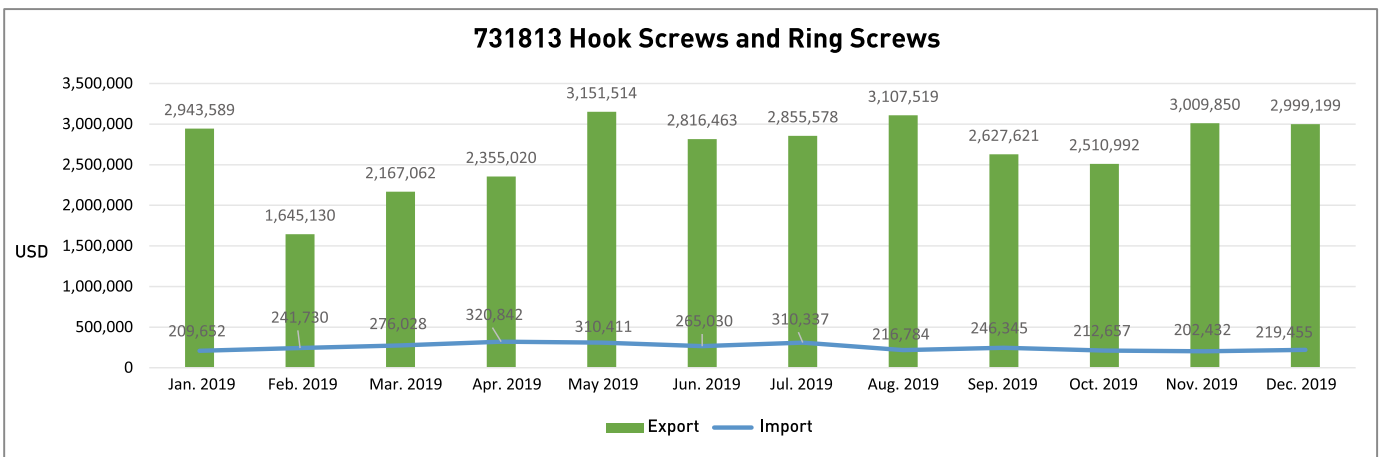
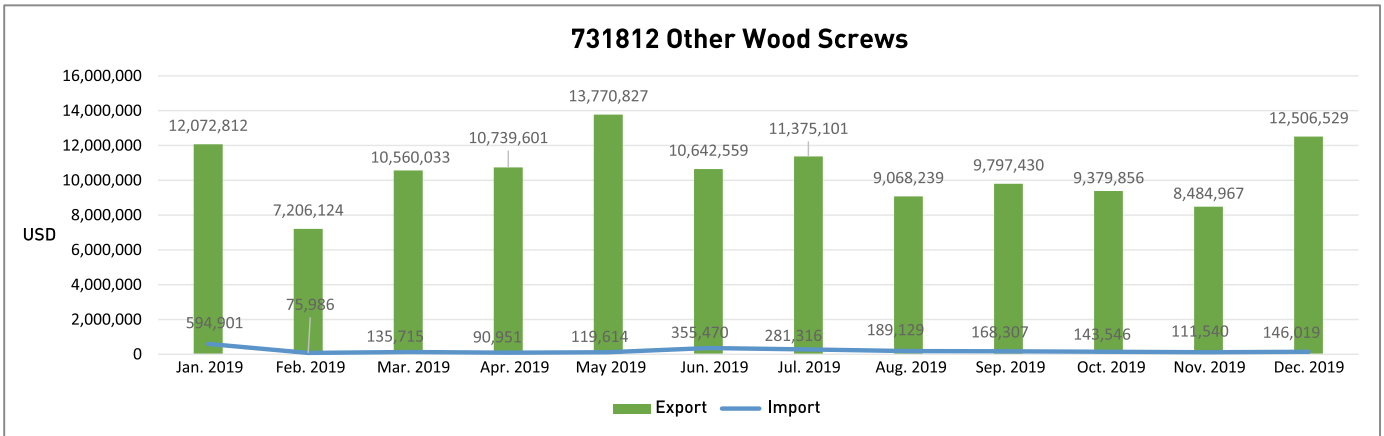
Self-tapping screws as the 3rd largest export item shares 9.78% of China's total export value of fasteners. The export value of this product peaked in December and exceeded the USD 64 million mark. It grew 24% over November and can satisfy the domestic demand.

731815 Other screws and bolts

This product tops the proportion of China's fastener import and export value, sharing 47.61% of total export and 47.69% of total import. The export value of this product peaked in December, breaking the USD 3.2 billion mark and outgrowing November by 26.25%.

731816 Nuts

This product shows the 2nd highest trade amount in China, taking up 18% of China's total export and sharing 19.17% of China's total import. Its export value peaked in December at USD 120 million, outgrowing November by 31.19%. Its import value peaked in December at USD 50.13 million.



731819 Other stainless steel threaded products

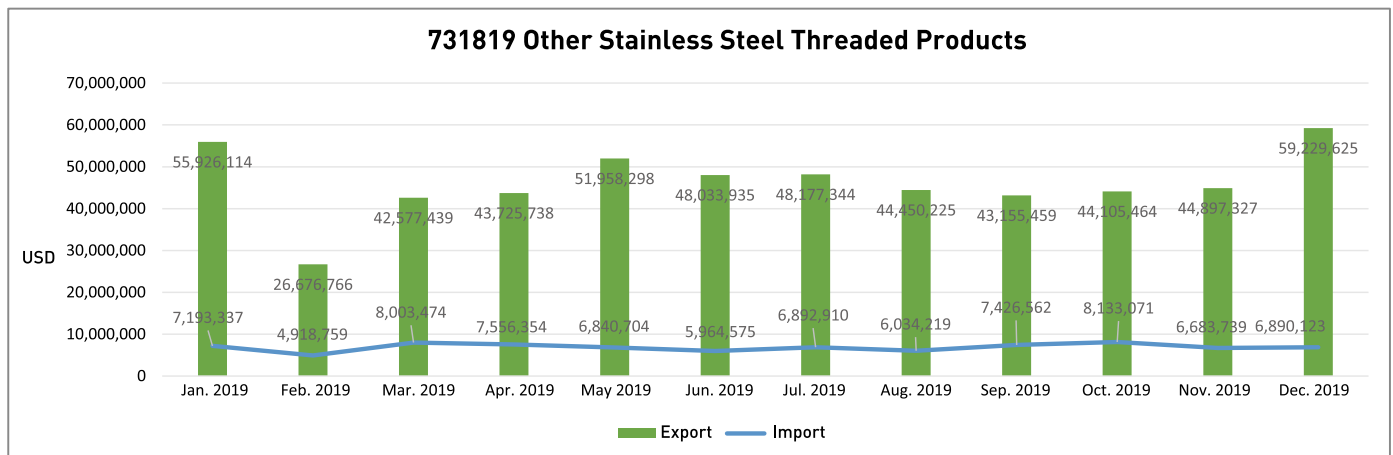
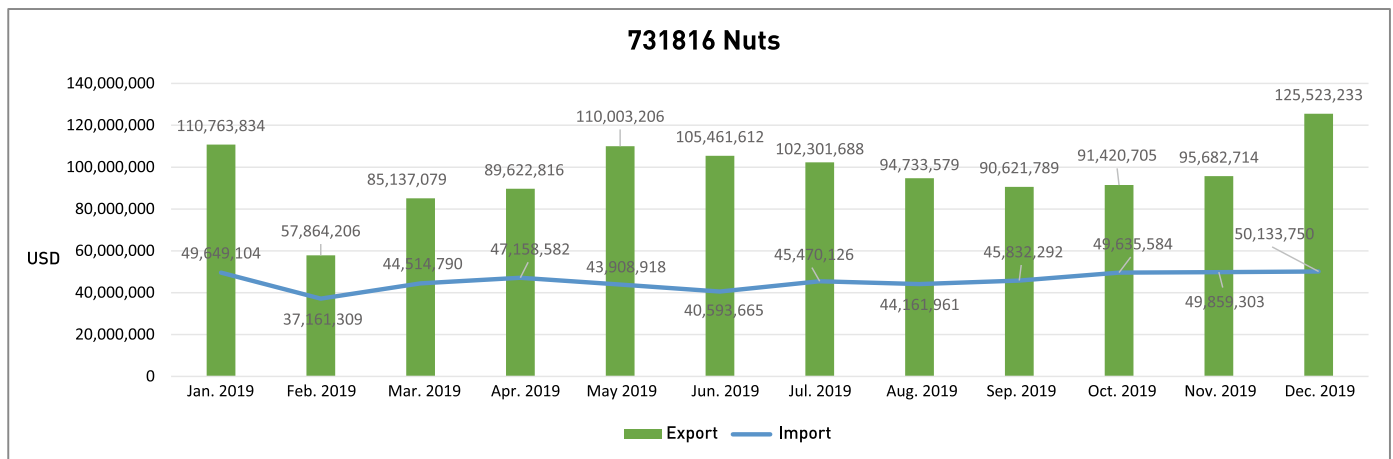
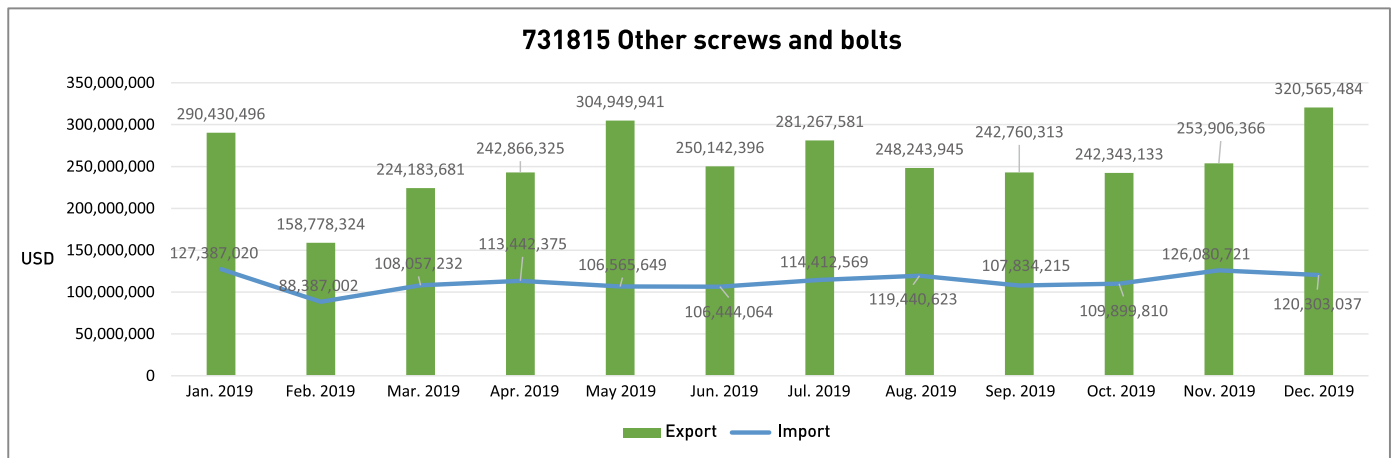
Compared with others, this product had an obvious drop margin due to a drop of 52.3% in export volume in February. It was less affected in the second half of February when the trade war became white-hot. Even if there was a drop, it didn't exceed 8% month-to-month. This product peaked in December 2019 by growing 31.92%, nearing the USD 60 million mark.

731821 Spring washers and other anti-loosening washers

This product is one of the few with an import value bigger than the export value, but it only shares 0.88% of China's total export and 2.18% of China's total import. We can find that only three months showed the result of "the export value bigger than the import value", while the rest of the year showed the result of "the import value bigger than the export value". The import value in December even grew as much as 24%.

731822 Other washers

This is the category with the 4th highest export amount in China, sharing 6.4% of China's total export. It had an export drop of 52.93% in February, the largest margin among all other categories. Its export peaked in December at over USD 41.68 million, outgrowing November by 26.92%. Though its import is not as high as its export, it peaked in November by as much as USD 25.36 million.



731823 Rivets

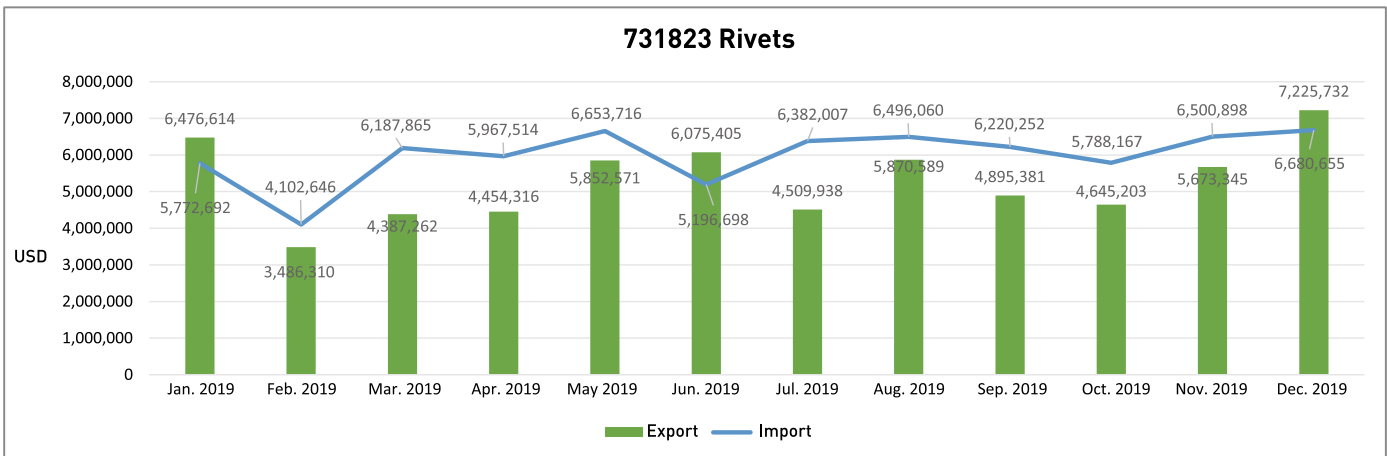
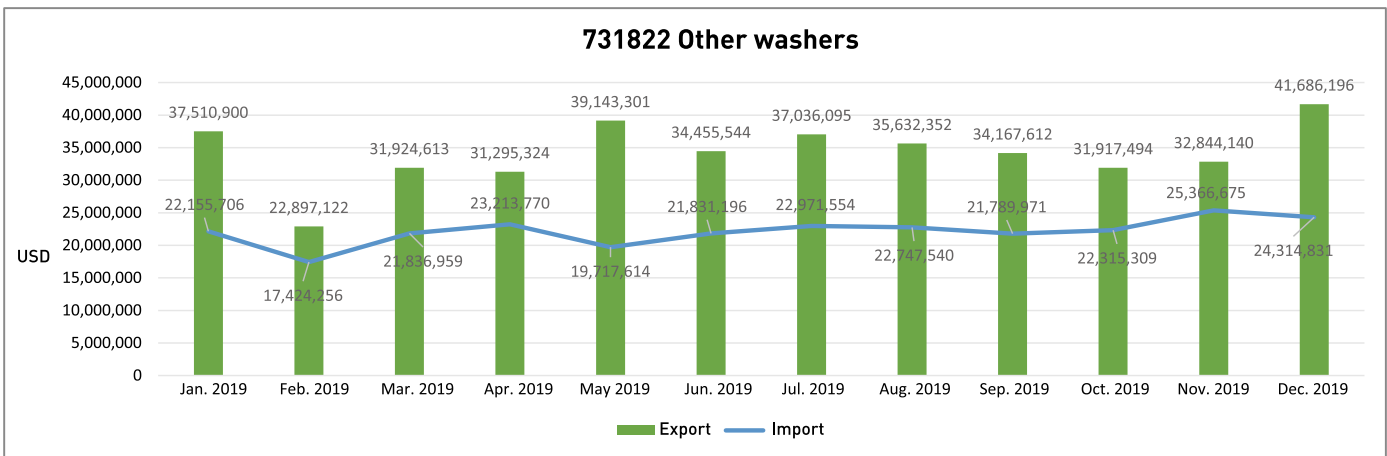
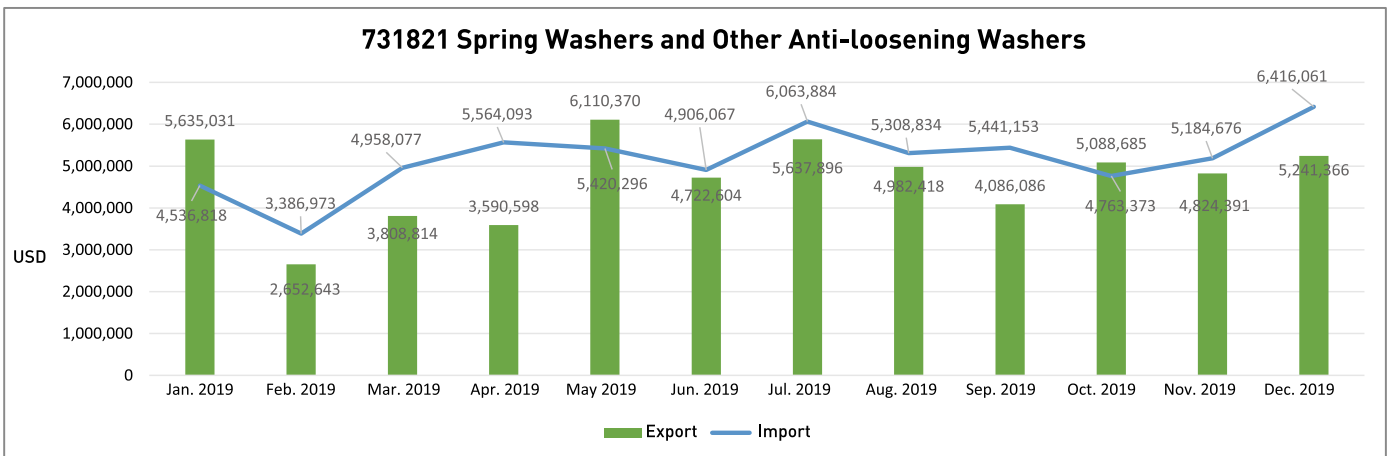
Rivets are one of the products made in China with the import value higher than the export value. Despite the fact that it only shares 0.99% of the total export value, and only 3 months showed the result of "export higher than import", it peak in December in both import (over USD 7.2 million) and export (over USD 6.68 million).

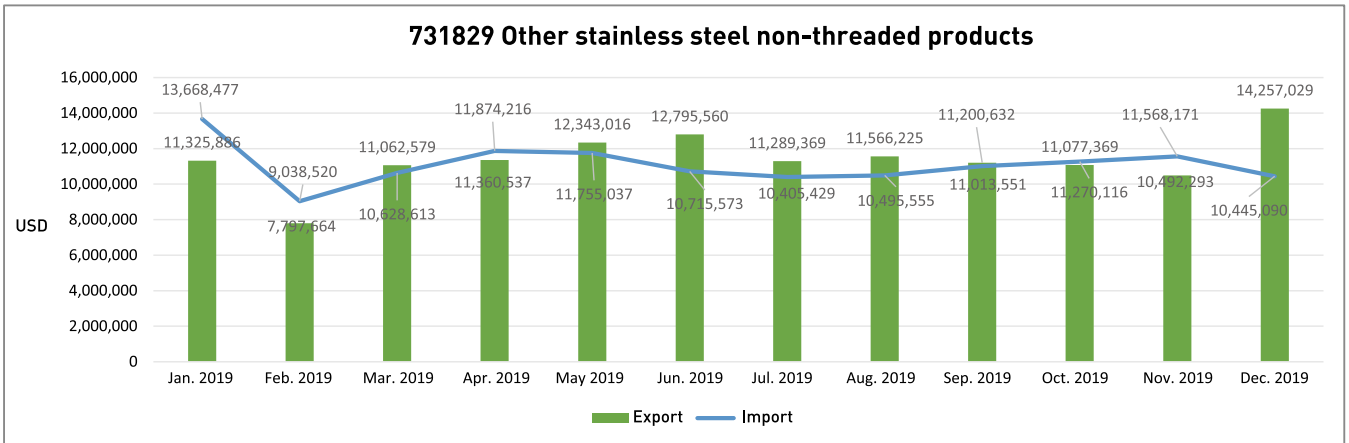
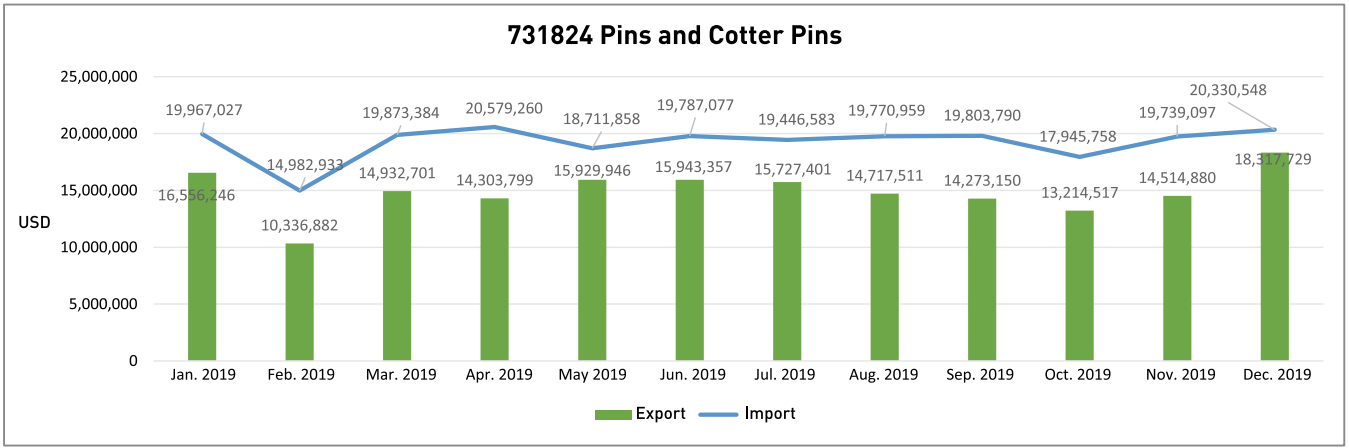
731824 Pins and cotter pins

This product is one of the few with the import value higher than the export value, sharing 8.13% of China's total export. It is the 4th largest category in China's fastener import. What is noteworthy is that although the previous products all showed the result of "export bigger than import", for a few months this particular product showed the result of "the import value higher than the export value". Its import value peaked in April at USD 20.57 million, unlike other products that peaked in December. The export value of this product is steady with no significant fluctuation.

731829 Other stainless steel non-threaded products

This product shares 2.13% of the total export value and 4.68% of the total import value. The export value peaked in December at USD 14.25 million, up 35.88% over November. What is worth noting is the declining import value despite the significant export value increase in December.





DA-WANG Screw Industrial Co., Ltd.
 No.56, Xingfu E. Rd., Xinzhuang Dist., New Taipei City 242, Taiwan
 Tel: 886-2-2992 8333 Fax: 886-2-2994 4117 / 886-2-2990 2366
 E-mail: service@dwscrew.com http://www.dwscrew.com

**Taiwan Quality. Reliable Service.
Customized Products.**

VERTIGO
佛帝克企業有限公司
 VERTIGO FORMING SOLUTIONS Co., LTD.

Taichung Office 台中辦公室
 Tel: +886-4-2293-0661
 Fax: +886-4-2293-0685
 E-mail: vfs.amychang@gmail.com

www.vertigoformingsolutions.com
 www.fastener-world.com/en/supplier/vertigo

