

Fastening Hand Tools Trade Statistics (2018 to 2020) 緊固工具貿易統計



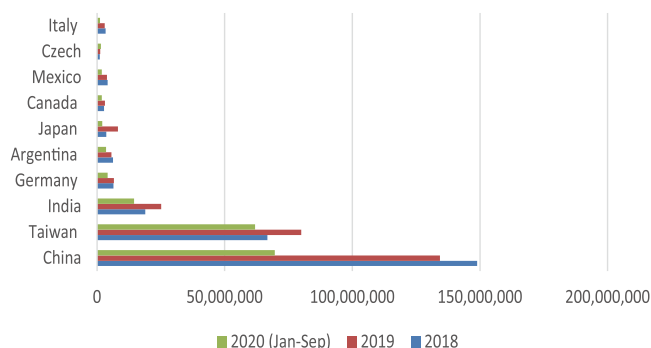
Import

(in USD), in descending order according to figures of 2020

Source: U.S. ITA of Department of Commerce

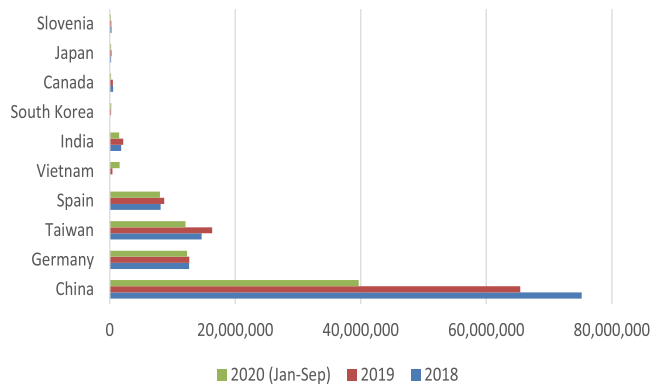
HS 820411 Non-adjustable hand-operated spanners, wrenches, and parts

Rank	Partner	2018	2019	2020 (Jan-Sep)
	World	268,264,516	278,412,715	166,711,295
1	China	148,858,040	134,341,149	69,643,283
2	Taiwan	66,762,885	80,021,863	61,879,537
3	India	18,870,973	25,172,658	14,541,818
4	Germany	6,466,696	6,643,110	4,139,043
5	Argentina	6,233,728	5,651,591	3,515,218
6	Japan	3,650,244	8,239,193	2,080,562
7	Canada	2,740,937	3,118,680	1,854,214
8	Mexico	4,142,543	3,887,572	1,849,034
9	Czech	1,063,047	1,281,004	1,515,023
10	Italy	3,412,662	3,013,973	1,165,777



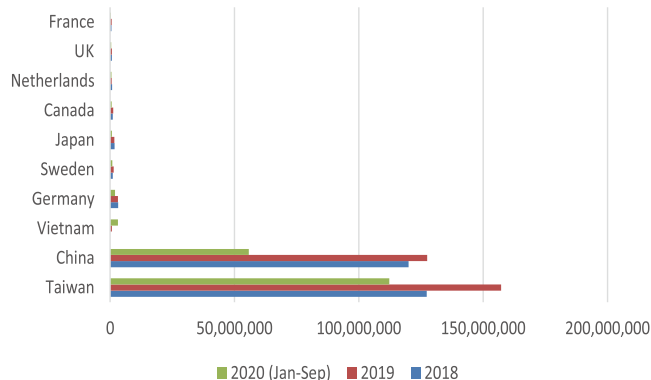
HS 820412 Adjustable hand-operated spanners, wrenches, and parts

Rank	Partner	2018	2019	2020 (Jan-Sep)
	World	115,155,780	108,784,733	76,965,984
1	China	75,172,645	65,426,414	39,662,562
2	Germany	12,633,539	12,699,375	12,313,557
3	Taiwan	14,652,198	16,334,087	12,060,704
4	Spain	8,112,333	8,700,417	8,015,923
5	Vietnam	8,672	445,815	1,563,687
6	India	1,819,050	2,154,092	1,522,728
7	South Korea	25,326	235,646	271,608
8	Canada	532,669	495,224	228,611
9	Japan	210,749	312,961	218,510
10	Slovenia	297,032	276,262	206,450



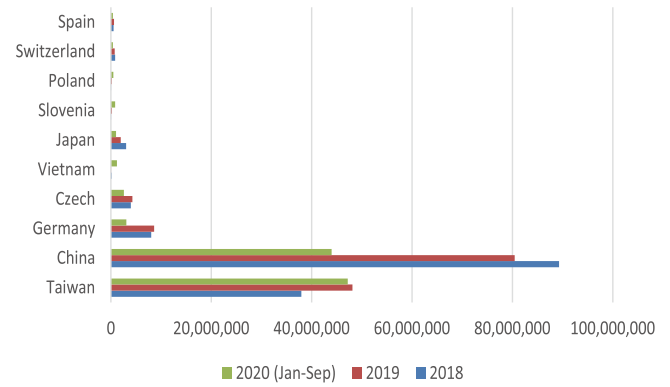
HS 820420 Socket wrenches with/without handles, drives, extensions, and parts

Rank	Partner	2018	2019	2020 (Jan-Sep)
	World	258,989,783	296,572,077	177,784,678
1	Taiwan	127,232,817	157,194,747	112,196,881
2	China	119,958,634	127,461,441	55,691,511
3	Vietnam	---	644,656	3,112,485
4	Germany	3,175,450	3,137,756	1,902,582
5	Sweden	1,028,916	1,440,378	884,283
6	Japan	1,789,937	1,631,513	708,882
7	Canada	1,008,968	1,261,727	566,079
8	Netherlands	747,070	610,521	495,303
9	UK	704,357	689,630	423,015
10	France	478,562	566,349	273,040



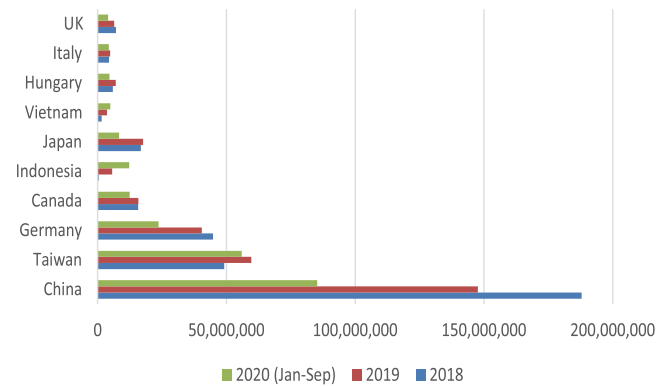
HS 820540 Screwdrivers and parts

Rank	Partner	2018	2019	2020 (Jan-Sep)
	World	146,221,230	147,455,235	102,673,916
1	Taiwan	37,931,188	48,123,853	47,176,244
2	China	89,316,104	80,467,917	43,968,573
3	Germany	8,035,463	8,599,604	3,061,192
4	Czech	3,963,880	4,276,099	2,576,220
5	Vietnam	116,451	40,683	1,194,385
6	Japan	3,035,423	1,948,698	1,002,356
7	Slovenia	14,662	219,660	858,149
8	Poland	3,209	175,823	492,673
9	Switzerland	850,970	762,175	412,872
10	Spain	536,353	625,533	380,666



HS 820790 Screwdriver bits, tapping tools, and other interchangeable tools

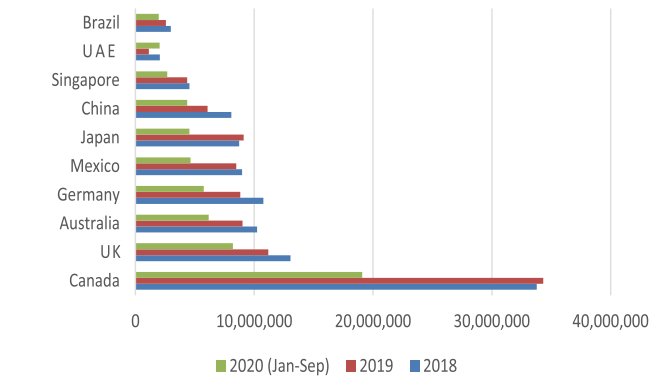
Rank	Partner	2018	2019	2020 (Jan-Sep)
	World	384,980,807	361,213,349	246,230,127
1	China	187,942,070	147,661,235	85,276,571
2	Taiwan	49,109,372	59,643,209	55,962,739
3	Germany	44,765,864	40,449,883	23,635,809
4	Canada	15,722,400	15,826,224	12,453,876
5	Indonesia	434,658	5,595,710	12,247,421
6	Japan	16,754,119	17,628,166	8,361,144
7	Vietnam	1,519,680	3,633,510	4,918,491
8	Hungary	5,927,617	7,030,386	4,548,388
9	Italy	4,378,418	4,880,836	4,314,146
10	UK	7,137,143	6,432,015	4,069,954



Export

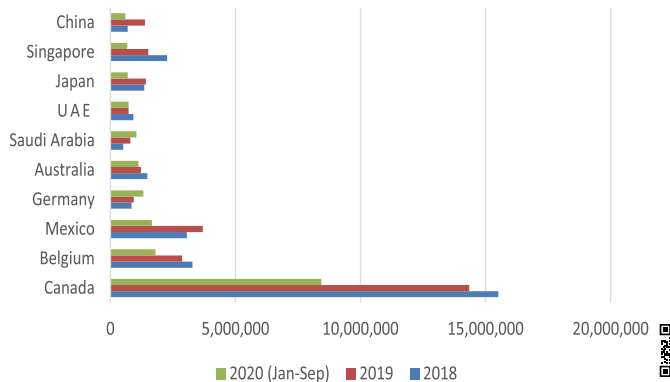
HS 820411 Non-adjustable hand-operated spanners, wrenches, and parts

Rank	Partner	2018	2019	2020 (Jan-Sep)
	World	147,677,918	138,546,273	87,396,845
1	Canada	33,782,997	34,323,780	19,086,697
2	UK	13,057,911	11,190,754	8,208,690
3	Australia	10,234,686	9,006,065	6,164,101
4	Germany	10,760,937	8,826,966	5,752,651
5	Mexico	8,978,854	8,478,982	4,639,463
6	Japan	8,721,054	9,106,918	4,539,669
7	China	8,068,888	6,065,307	4,349,678
8	Singapore	4,546,478	4,351,302	2,683,154
9	UAE	2,050,331	1,120,785	2,030,440
10	Brazil	2,975,438	2,560,409	1,957,610



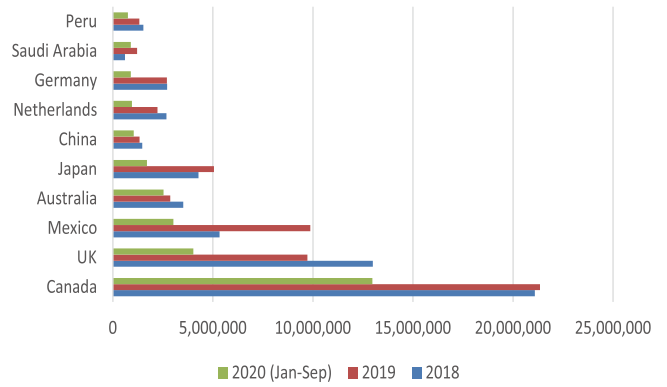
HS 820412 Adjustable hand-operated spanners, wrenches, and parts

Rank	Partner	2018	2019	2020 (Jan-Sep)
	World	44,339,403	40,521,695	23,198,118
1	Canada	15,513,678	14,342,275	8,433,736
2	Belgium	3,279,791	2,867,681	1,804,603
3	Mexico	3,053,432	3,695,156	1,660,353
4	Germany	839,772	937,711	1,323,127
5	Australia	1,476,369	1,218,217	1,124,336
6	Saudi Arabia	512,251	796,094	1,045,589
7	UAE	912,483	723,789	731,460
8	Japan	1,355,394	1,420,309	689,557
9	Singapore	2,271,946	1,512,220	673,840
10	China	695,683	1,385,128	599,676



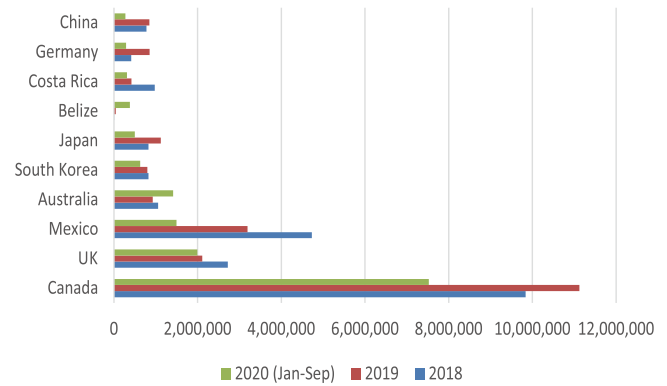
HS 820420 Socket wrenches with/without handles, drives, extensions, and parts

Rank	Partner	2018	2019	2020 (Jan-Sep)
	World	78,016,980	73,887,371	35,636,980
1	Canada	21,093,465	21,350,458	12,972,067
2	UK	12,995,530	9,722,424	4,021,170
3	Mexico	5,330,218	9,872,978	3,024,598
4	Australia	3,519,639	2,873,110	2,536,827
5	Japan	4,283,026	5,056,066	1,702,638
6	China	1,471,459	1,335,025	1,050,692
7	Netherlands	2,686,567	2,237,311	954,865
8	Germany	2,712,845	2,705,453	906,337
9	Saudi Arabia	609,271	1,218,116	899,991
10	Peru	1,532,972	1,321,401	757,356



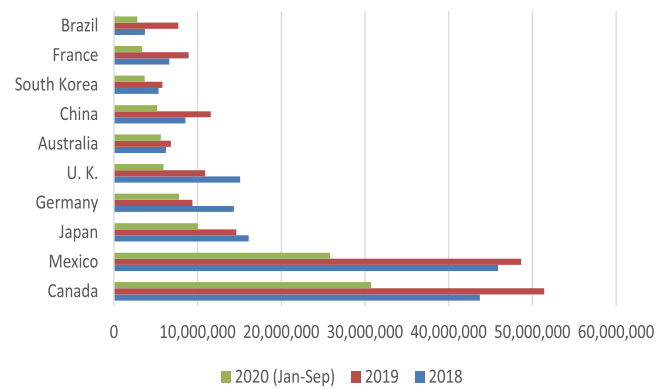
HS 820540 Screwdrivers and parts

Rank	Partner	2018	2019	2020 (Jan-Sep)
	World	30,204,893	26,991,611	17,640,328
1	Canada	9,837,459	11,123,937	7,523,748
2	UK	2,722,815	2,110,283	1,991,633
3	Mexico	4,728,819	3,193,096	1,495,033
4	Australia	1,055,871	929,109	1,412,615
5	South Korea	823,678	798,460	628,597
6	Japan	826,328	1,118,656	497,896
7	Belize	4,179	46,325	383,958
8	Costa Rica	975,159	419,542	312,532
9	Germany	413,345	854,968	290,078
10	China	780,464	846,046	275,747



HS 820790 Screwdriver bits, tapping tools, and other interchangeable tools

Rank	Partner	2018	2019	2020 (Jan-Sep)
	World	229,172,760	241,121,772	135,997,966
1	Canada	43,720,659	51,413,172	30,728,699
2	Mexico	45,898,993	48,648,817	25,810,620
3	Japan	16,087,211	14,632,466	10,015,876
4	Germany	14,333,052	9,391,053	7,767,009
5	U. K.	15,076,932	10,914,744	5,922,274
6	Australia	6,214,243	6,802,374	5,607,811
7	China	8,538,642	11,579,327	5,165,090
8	South Korea	5,345,448	5,779,533	3,674,372
9	France	6,617,205	8,921,620	3,366,959
10	Brazil	3,704,739	7,679,864	2,787,472



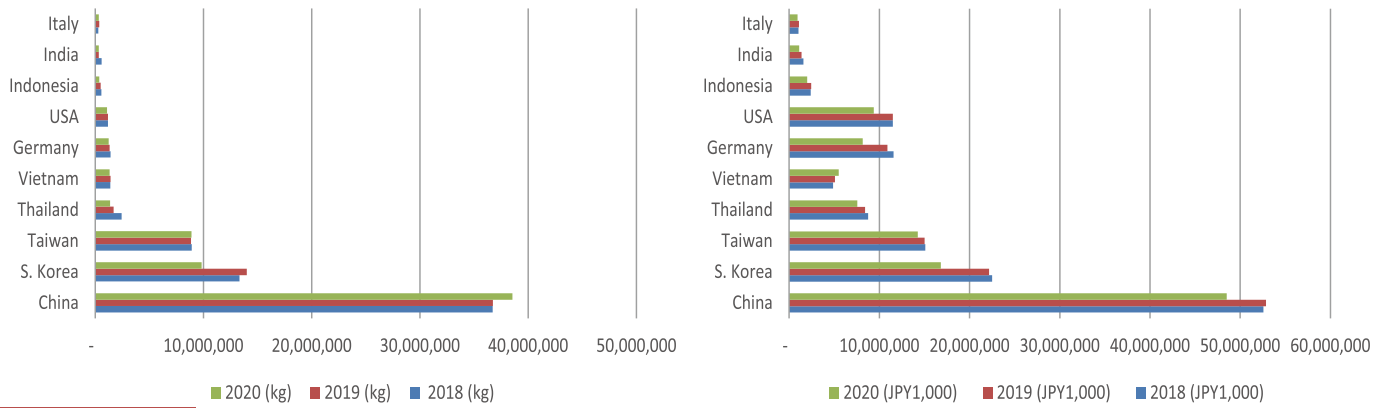
in descending order according to volumes of 2020

Source: Ministry of Finance, Japan

Japan P.C. Code 61705 All hand tools

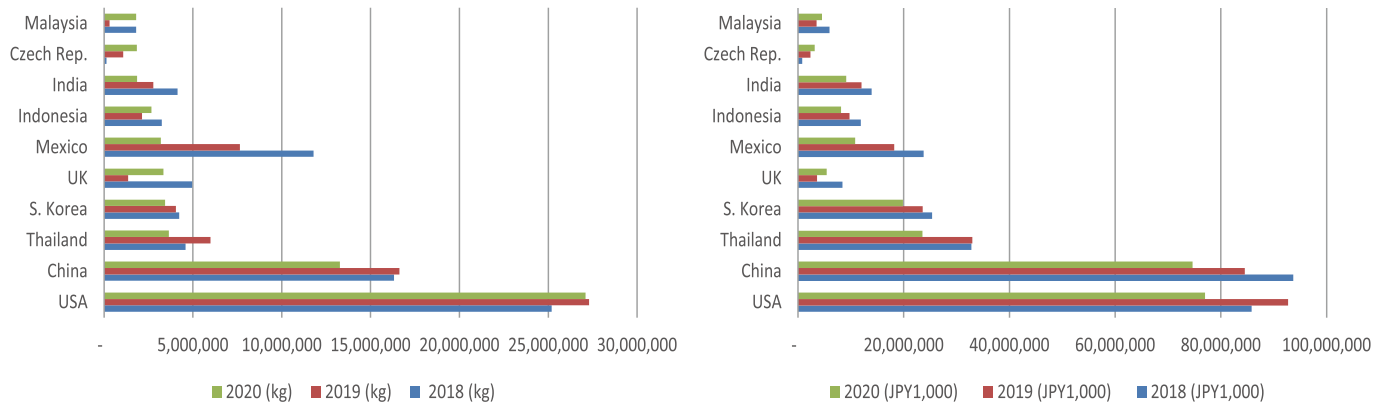
Rank	Country	2018 (kg)	2019 (kg)	2020 (kg)	2018 (JPY1,000)	2019 (JPY1,000)	2020 (JPY1,000)
	World	69,394,001	68,826,383	65,371,779	158,002,479	155,400,826	133,919,743
1	China	36,711,826	36,729,955	38,532,884	52,572,776	52,869,894	48,506,027
2	S. Korea	13,323,858	14,010,541	9,821,969	22,501,610	22,148,125	16,810,036
3	Taiwan	8,907,006	8,860,778	8,891,858	15,097,814	15,013,726	14,258,187
4	Thailand	2,432,352	1,711,280	1,373,377	8,761,716	8,406,254	7,543,186
5	Vietnam	1,406,299	1,425,947	1,341,365	4,877,985	5,084,069	5,491,291
6	Germany	1,418,757	1,329,175	1,243,667	11,567,059	10,881,918	8,158,467
7	USA	1,170,242	1,173,763	1,100,814	11,480,080	11,484,131	9,373,905
8	Indonesia	563,826	508,775	376,590	2,379,791	2,430,922	1,994,952
9	India	587,374	334,824	327,060	1,582,875	1,382,268	1,116,932
10	Italy	278,416	380,800	323,721	1,021,955	1,082,852	921,259





Export

Rank	Country	2018 (kg)	2019 (kg)	2020 (kg)	2018 (JPY1,000)	2019 (JPY1,000)	2020 (JPY1,000)
	World	103,841,817	91,441,897	78,393,989	448,548,831	409,156,808	341,019,115
1	USA	25,195,082	27,292,051	27,093,195	85,827,016	92,721,860	77,009,141
2	China	16,317,048	16,623,015	13,276,216	93,686,033	84,509,714	74,644,296
3	Thailand	4,592,168	5,985,983	3,642,217	32,789,909	32,987,562	23,550,148
4	S. Korea	4,233,686	4,041,228	3,433,050	25,372,163	23,593,706	19,849,260
5	UK	4,955,875	1,355,989	3,344,761	8,423,143	3,614,903	5,434,421
6	Mexico	11,794,976	7,645,650	3,193,600	23,783,669	18,199,338	10,825,106
7	Indonesia	3,244,731	2,137,410	2,663,261	11,864,546	9,730,529	8,126,441
8	India	4,132,898	2,773,207	1,858,639	13,933,210	12,012,928	9,135,020
9	Czech Rep.	135,736	1,083,292	1,845,045	787,211	2,344,479	3,147,166
10	Malaysia	1,806,992	306,023	1,803,922	5,976,262	3,500,644	4,549,982



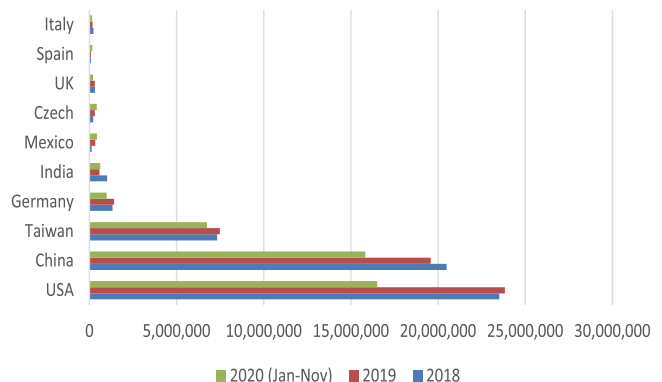
Import

(in USD), in descending order according to figures of 2020

Source: Canada.ca

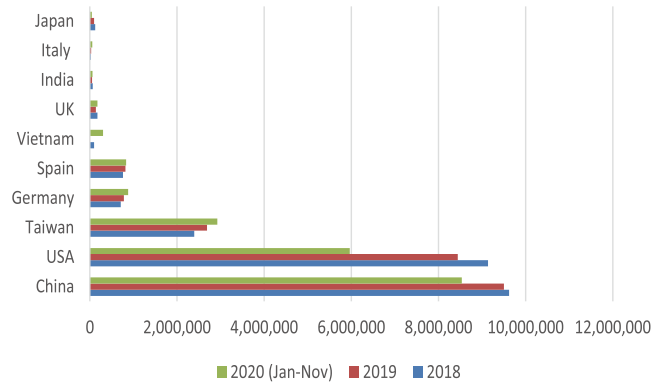
HS 820411 Non-adjustable hand-operated spanners, wrenches, and parts

Rank	Partner	2018	2019	2020 (Jan-Nov)
	World	55,557,327	68,956,753	42,994,973
1	USA	23,514,233	23,832,725	16,512,116
2	China	20,486,372	19,578,753	15,827,156
3	Taiwan	7,327,387	7,484,922	6,748,284
4	Germany	1,323,402	1,415,097	996,212
5	India	1,022,164	584,427	623,332
6	Mexico	124,358	339,152	443,793
7	Czech	213,769	306,302	420,736
8	UK	317,413	308,457	207,040
9	Spain	91,447	87,759	165,208
10	Italy	228,224	183,586	153,646



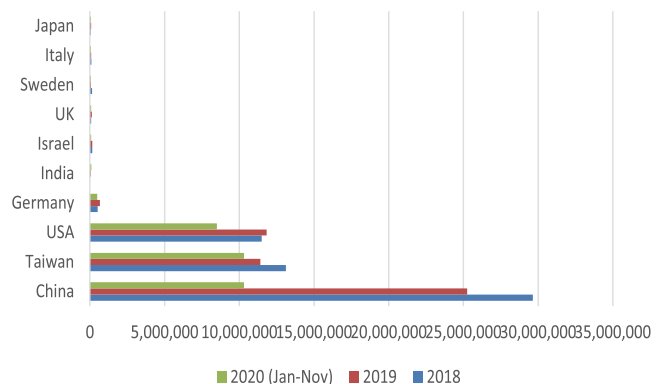
HS 820412 Adjustable hand-operated spanners, wrenches, and parts

Rank	Partner	2018	2019	2020 (Jan-Nov)
	World	23,390,524	22,789,261	19,947,812
1	China	9,617,280	9,497,350	8,534,108
2	USA	9,134,345	8,438,602	5,963,904
3	Taiwan	2,393,015	2,687,654	2,921,366
4	Germany	706,141	777,863	877,917
5	Spain	757,856	817,393	832,045
6	Vietnam	95,144	589	299,448
7	UK	171,249	135,894	171,676
8	India	65,897	49,778	57,397
9	Italy	19,845	30,277	52,895
10	Japan	120,517	95,899	44,718



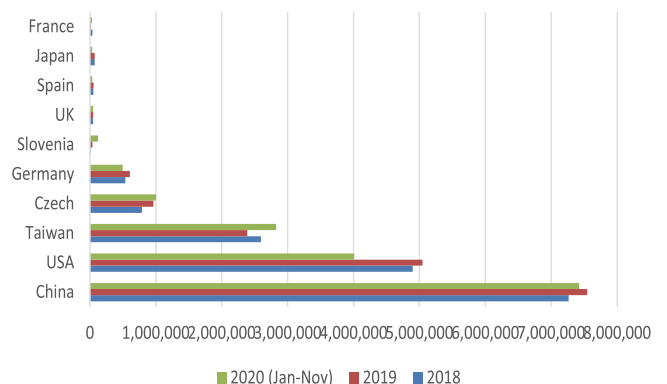
HS 820420 Socket wrenches with/without handles, drives, extensions, and parts

Rank	Partner	2018	2019	2020 (Jan-Nov)
	World	55,959,753	50,493,666	30,520,481
1	China	29,641,494	25,254,159	10,307,549
2	Taiwan	13,111,872	11,404,448	10,306,668
3	USA	11,499,977	11,819,174	8,490,135
4	Germany	521,926	671,448	490,105
5	India	14,599	55,408	97,774
6	Israel	162,486	165,691	86,340
7	UK	89,496	133,084	83,986
8	Sweden	148,888	63,532	71,266
9	Italy	101,784	85,018	69,380
10	Japan	54,742	90,106	67,625



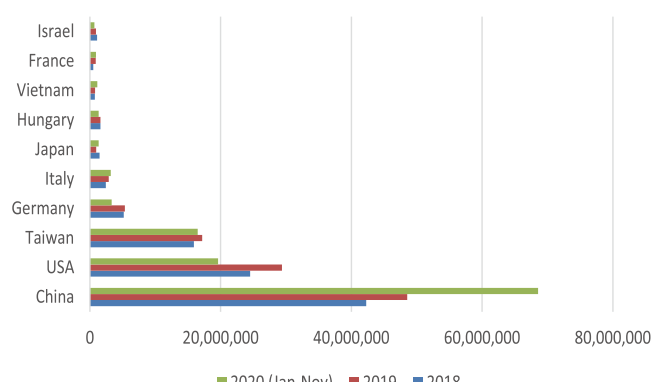
HS 820540 Screwdrivers and parts

Rank	Partner	2018	2019	2020 (Jan-Nov)
	World	16,472,167	16,966,246	16,194,780
1	China	7,262,934	7,546,786	7,423,904
2	USA	4,897,424	5,047,724	4,011,630
3	Taiwan	2,594,066	2,386,459	2,826,608
4	Czech	789,348	962,530	1,004,406
5	Germany	537,721	606,473	496,860
6	Slovenia	11,541	39,748	121,871
7	UK	47,513	49,032	49,265
8	Spain	52,710	55,425	36,686
9	Japan	72,090	73,600	33,479
10	France	37,227	14,901	30,453



HS 820790 Screwdriver bits, tapping tools, and other interchangeable tools

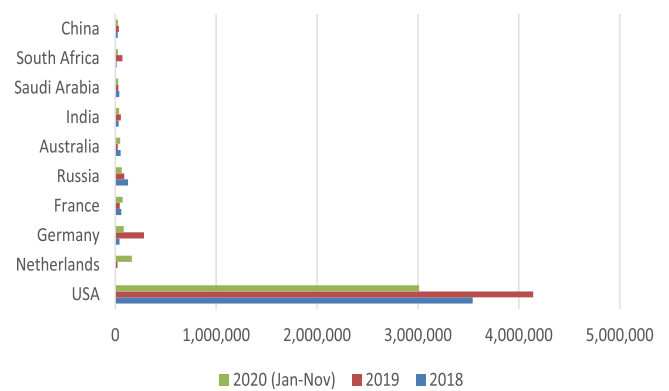
Rank	Partner	2018	2019	2020 (Jan-Nov)
	World	101,152,131	114,004,598	121,611,039
1	China	42,269,889	48,527,626	68,550,250
2	USA	24,505,220	29,388,113	19,625,438
3	Taiwan	15,902,518	17,182,614	16,498,536
4	Germany	5,165,181	5,343,989	3,316,348
5	Italy	2,423,123	2,893,688	3,199,979
6	Japan	1,461,117	971,614	1,329,897
7	Hungary	1,611,740	1,622,231	1,325,875
8	Vietnam	748,659	788,671	1,136,588
9	France	518,058	896,293	914,566
10	Israel	1,110,328	920,868	681,032



Export

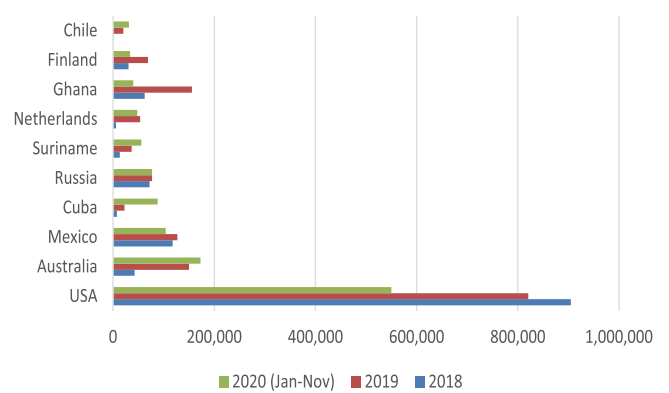
HS 820411 Non-adjustable hand-operated spanners, wrenches, and parts

Rank	Partner	2018	2019	2020 (Jan-Nov)
	World	4,788,534	5,534,810	3,943,974
1	USA	3,541,792	4,141,550	3,011,801
2	Netherlands	2,684	22,686	163,600
3	Germany	43,185	284,345	83,398
4	France	60,485	44,424	73,264
5	Russia	125,582	89,309	64,691
6	Australia	54,135	23,956	48,557
7	India	32,343	55,037	38,131
8	Saudi Arabia	40,340	31,500	28,771
9	South Africa	12,424	71,756	26,970
10	China	25,302	34,807	26,222



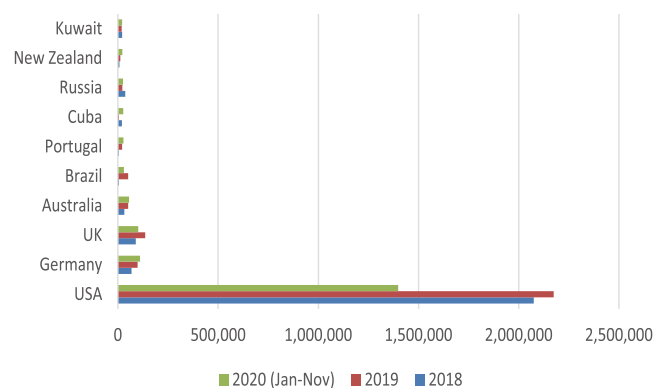
HS 820412 Adjustable hand-operated spanners, wrenches, and parts

Rank	Partner	2018	2019	2020 (Jan-Nov)
	World	2,001,816	2,072,382	1,488,521
1	USA	904,981	820,837	550,071
2	Australia	42,760	150,073	172,795
3	Mexico	117,896	126,957	103,970
4	Cuba	7,582	22,475	88,070
5	Russia	72,152	77,091	77,247
6	Suriname	13,234	36,613	55,924
7	Netherlands	5,984	53,518	47,687
8	Ghana	62,339	155,764	40,103
9	Finland	30,635	69,137	33,724
10	Chile	820	20,600	31,416



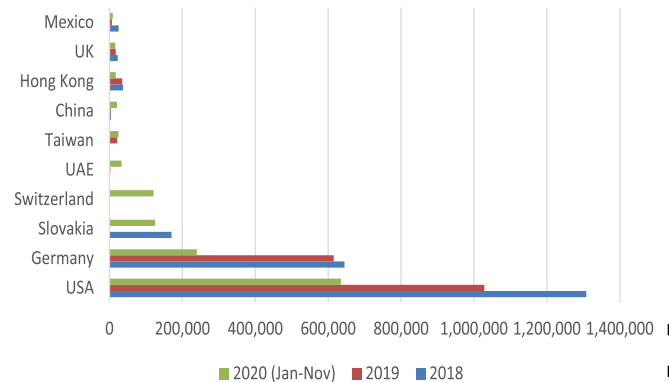
HS 820420 Socket wrenches with/without handles, drives, extensions, and parts

Rank	Partner	2018	2019	2020 (Jan-Nov)
	World	2,907,313	3,161,472	1,985,178
1	USA	2,074,884	2,174,699	1,398,743
2	Germany	68,168	98,856	111,080
3	UK	89,486	136,771	102,201
4	Australia	32,033	50,879	55,981
5	Brazil	5,022	51,806	30,543
6	Portugal	4,909	21,505	27,917
7	Cuba	19,548	5,380	26,749
8	Russia	36,697	22,535	25,375
9	New Zealand	8,006	11,810	21,964
10	Kuwait	21,219	18,665	21,455



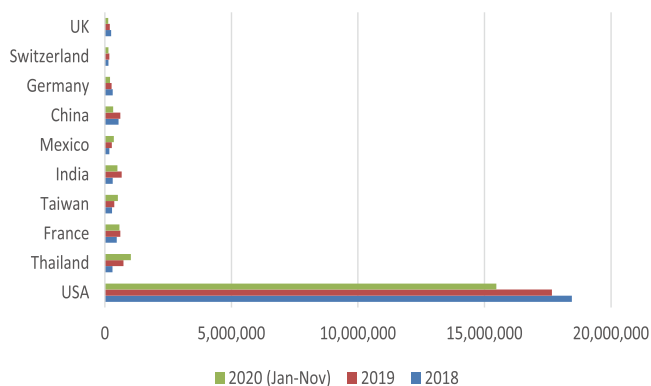
HS 820540 Screwdrivers and parts

Rank	Partner	2018	2019	2020 (Jan-Nov)
	World	2,481,407	1,944,109	1,304,954
1	USA	1,308,271	1,028,147	634,907
2	Germany	644,874	615,241	239,438
3	Slovakia	170,464	5	125,370
4	Switzerland	252	482	120,791
5	UAE	330	2,167	33,127
6	Taiwan	10	21,362	24,820
7	China	4,448	3,318	20,789
8	Hong Kong	37,418	34,664	17,375
9	UK	22,731	17,215	15,924
10	Mexico	25,121	6,660	9,261



HS 820790 Screwdriver bits, tapping tools, and other interchangeable tools

Rank	Partner	2018	2019	2020 (Jan-Nov)
	World	24,364,170	23,549,115	20,532,249
1	USA	18,452,349	17,667,872	15,472,127
2	Thailand	300,883	731,285	1,023,067
3	France	470,597	609,043	575,584
4	Taiwan	282,493	370,798	512,909
5	India	309,059	663,815	499,025
6	Mexico	177,584	272,663	355,730
7	China	535,998	611,137	324,006
8	Germany	312,652	260,274	203,379
9	Switzerland	143,901	172,216	136,408
10	UK	244,458	191,919	133,362

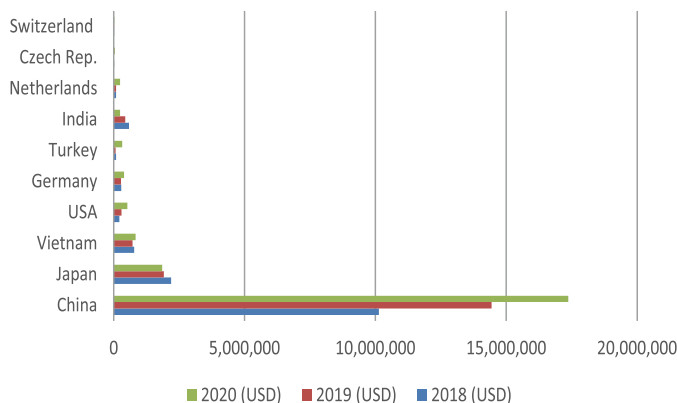
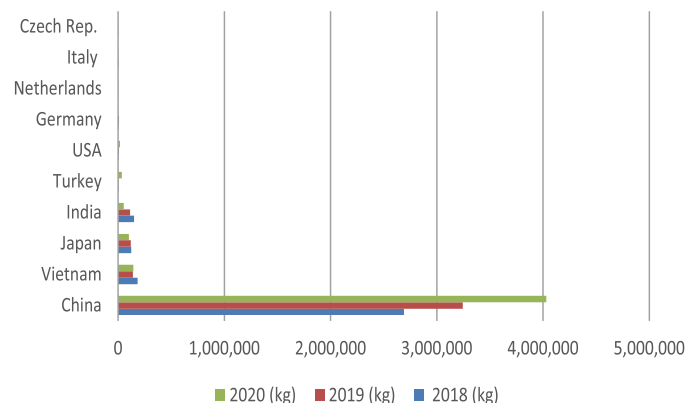


in descending order according to figures of 2020

Source: Bureau of Foreign Trade (Taiwan)

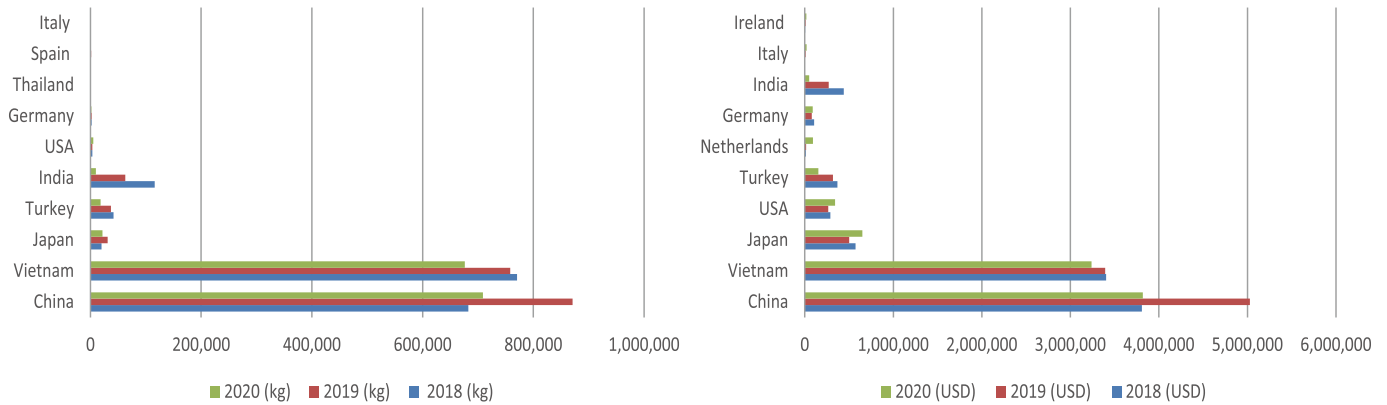
HS 820411 Non-adjustable hand-operated spanners, wrenches, and parts

Rank	Country	2018 (kg)	2019 (kg)	2020 (kg)	Country	2018 (USD)	2019 (USD)	2020 (USD)
	World	3,186,183	3,648,472	4,476,298	World	14,598,993	18,606,863	22,774,124
1	China	2,690,770	3,243,343	4,029,978	China	10,129,480	14,437,651	17,374,483
2	Vietnam	183,718	138,969	143,126	Japan	2,191,546	1,910,634	1,849,605
3	Japan	125,071	118,725	102,804	Vietnam	778,095	718,533	836,843
4	India	151,398	112,650	53,427	USA	218,176	292,443	523,966
5	Turkey	5,471	5,283	35,723	Germany	285,594	282,038	399,052
6	USA	4,566	8,316	17,238	Turkey	87,926	73,195	325,988
7	Germany	7,457	9,929	3,159	India	579,708	436,960	245,791
8	Netherlands	570	805	2,441	Netherlands	91,207	89,019	240,937
9	Italy	3,492	794	996	Czech Rep.	19,195	9,398	46,867
10	Czech Rep.	213	119	760	Switzerland	20,848	17,157	25,026



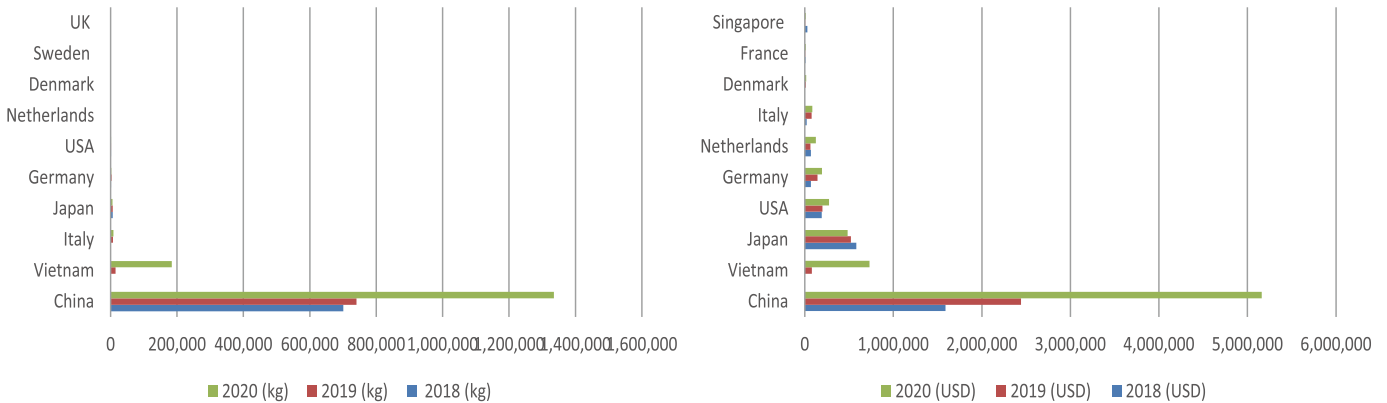
HS 820412 Adjustable hand-operated spanners, wrenches, and parts

Rank	Country	2018 (kg)	2019 (kg)	2020 (kg)	Country	2018 (USD)	2019 (USD)	2020 (USD)
	World	1,707,020	1,776,182	1,444,460	World	10,117,283	10,180,824	8,555,926
1	China	682,508	870,885	709,121	China	3,807,283	5,027,282	3,818,654
2	Vietnam	770,716	758,210	676,164	Vietnam	3,403,546	3,392,747	3,238,040
3	Japan	19,882	30,935	21,901	Japan	573,046	501,775	650,799
4	Turkey	41,763	36,957	18,378	USA	288,125	265,057	341,266
5	India	115,891	62,984	9,654	Turkey	367,921	318,259	152,929
6	USA	3,453	3,299	5,230	Netherlands	12,598	15,439	92,209
7	Germany	2,074	2,006	1,656	Germany	104,865	78,331	91,136
8	Thailand	878	717	337	India	441,828	270,671	48,919
9	Spain	879	1,172	305	Italy	1,300	10,526	19,555
10	Italy	14	87	147	Ireland	4,680	10,052	17,998



HS 820420 Socket wrenches with/without handles, drives, extensions, and parts

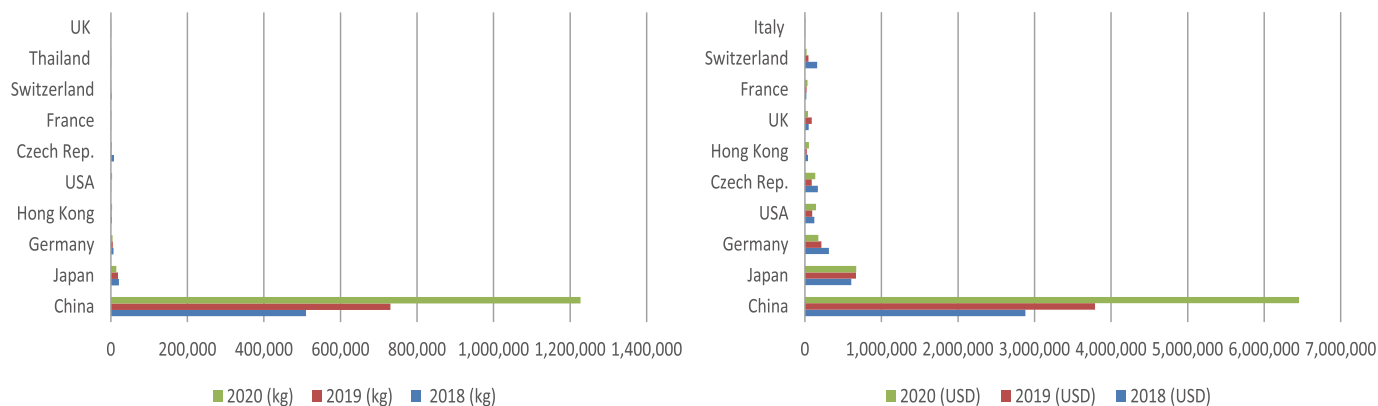
Rank	Country	2018 (kg)	2019 (kg)	2020 (kg)	Country	2018 (USD)	2019 (USD)	2020 (USD)
	World	775,717	787,040	1,552,958	World	2,807,151	3,757,531	7,334,181
1	China	700,736	740,685	1,335,194	China	1,589,461	2,442,909	5,159,743
2	Vietnam	---	15,220	184,432	Vietnam	---	79,765	731,458
3	Italy	256	7,456	8,372	Japan	583,001	519,822	483,716
4	Japan	6,083	6,583	5,509	USA	191,358	198,932	274,710
5	Germany	1,683	2,605	2,455	Germany	70,285	142,858	193,498
6	USA	1,529	1,685	1,649	Netherlands	69,079	63,827	126,323
7	Netherlands	723	588	821	Italy	20,941	78,178	85,999
8	Denmark	---	315	307	Denmark	---	11,890	16,939
9	Sweden	57	77	148	France	6,991	4,802	10,908
10	UK	168	146	82	Singapore	28,246	5,143	9,925



HS 820540 Screwdrivers and partsparts

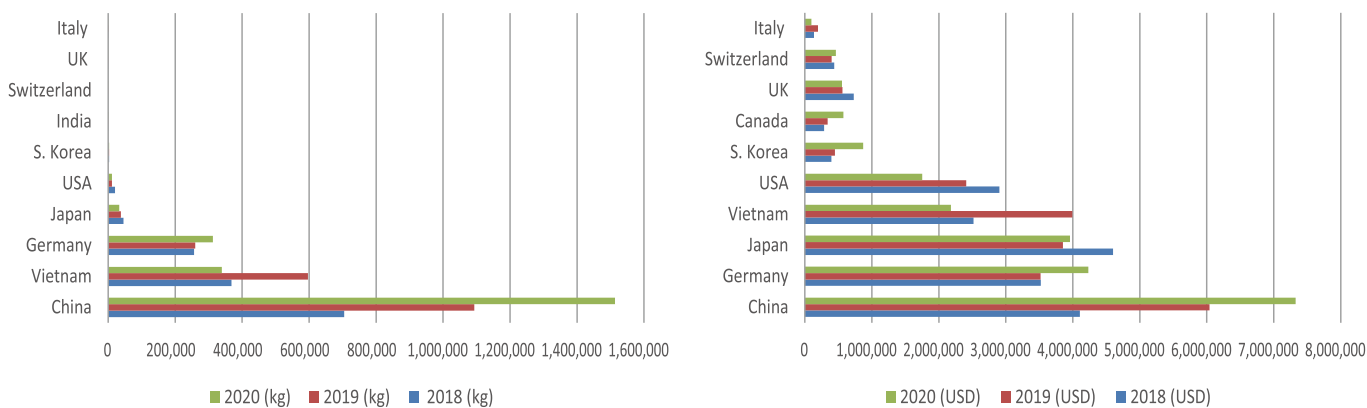
Rank	Country	2018 (kg)	2019 (kg)	2020 (kg)	Country	2018 (USD)	2019 (USD)	2020 (USD)
	World	557,684	764,088	1,298,648	World	4,452,372	5,106,631	8,046,396
1	China	510,044	730,760	1,227,261	China	2,881,943	3,789,162	6,455,126
2	Japan	21,166	18,485	14,447	Japan	606,508	666,202	671,924
3	Germany	7,078	4,845	4,457	Germany	313,351	216,768	176,849
4	Hong Kong	2,708	1,685	3,592	USA	123,539	94,969	144,287
5	USA	734	752	3,074	Czech Rep.	168,204	89,440	135,714
6	Czech Rep.	7,940	1,569	2,391	Hong Kong	38,945	24,019	52,411
7	France	579	958	1,351	UK	49,381	88,718	39,084
8	Switzerland	1,787	275	228	France	18,145	21,457	35,135
9	Thailand	92	157	125	Switzerland	160,644	45,712	21,444
10	UK	84	149	124	Italy	1,043	3,563	6,647





HS 820790 Screwdriver bits, tapping tools, and other interchangeable tools

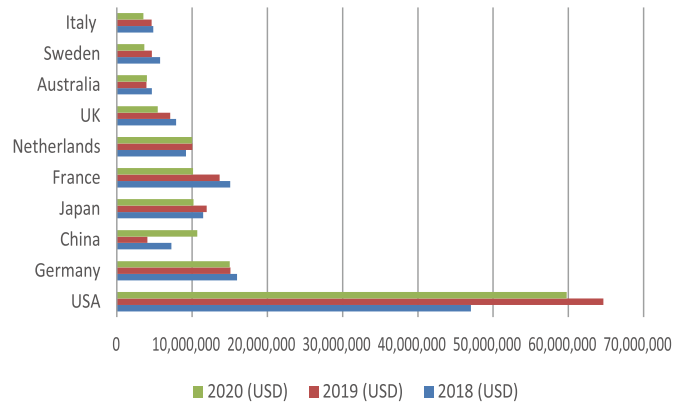
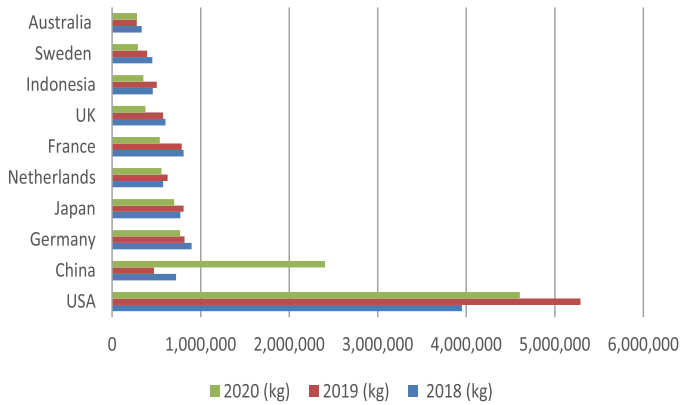
Rank	Country	2018 [kg]	2019 [kg]	2020 [kg]	Country	2018 [USD]	2019 [USD]	2020 [USD]
	World	1,421,936	2,029,391	2,233,541	World	20,956,676	23,075,879	22,954,634
1	China	704,785	1,093,010	1,513,624	China	4,106,266	6,041,102	7,325,277
2	Vietnam	368,465	596,749	339,346	Germany	3,521,441	3,517,039	4,230,601
3	Germany	256,872	260,192	312,588	Japan	4,600,001	3,851,869	3,959,170
4	Japan	45,441	38,111	32,780	Vietnam	2,517,245	3,992,600	2,181,195
5	USA	20,808	11,502	11,293	USA	2,904,829	2,408,689	1,752,687
6	S. Korea	2,973	2,736	2,870	S. Korea	395,214	448,113	870,912
7	India	549	613	1,552	Canada	285,057	339,262	573,640
8	Switzerland	999	825	797	UK	728,588	560,781	554,517
9	UK	1,097	1,136	727	Switzerland	437,348	398,124	462,627
10	Italy	884	1,411	614	Italy	134,174	195,160	96,068



Export

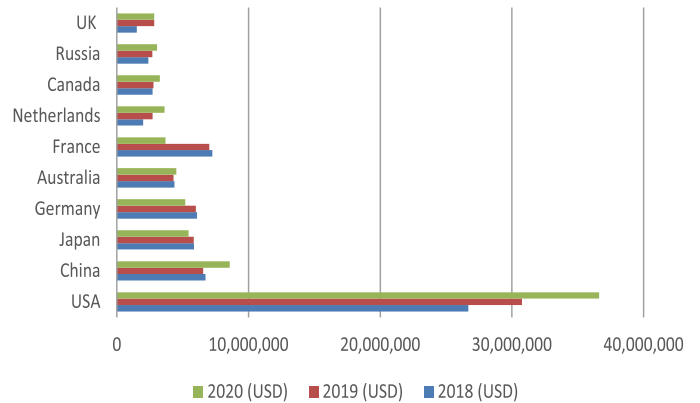
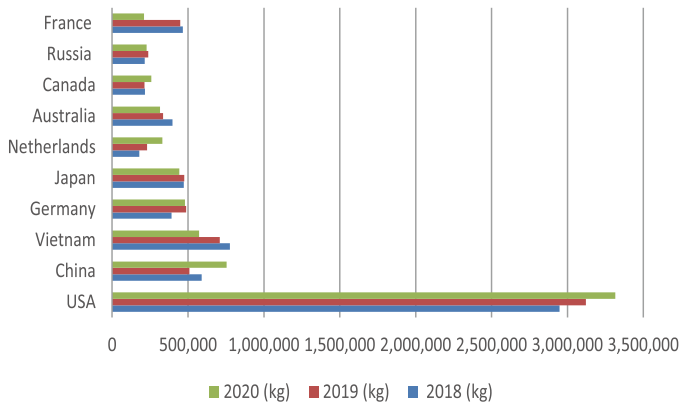
HS 82041 Non-adjustable hand-operated spanners, wrenches, and parts

Rank	Country	2018 [kg]	2019 [kg]	2020 [kg]	Country	2018 [USD]	2019 [USD]	2020 [USD]
	World	14,673,406	15,032,617	14,763,540	World	179,580,353	186,105,470	173,069,793
1	USA	3,952,202	5,291,418	4,605,803	USA	47,057,301	64,662,862	59,771,918
2	China	723,049	473,276	2,405,748	Germany	15,975,414	15,092,697	14,994,335
3	Germany	898,042	817,090	767,660	China	7,251,709	4,073,735	10,672,076
4	Japan	768,833	807,050	700,274	Japan	11,455,954	11,948,045	10,182,505
5	Netherlands	574,981	625,580	558,380	France	15,056,636	13,663,908	10,120,057
6	France	807,071	785,757	539,039	Netherlands	9,185,721	10,024,578	10,000,899
7	UK	602,357	576,379	377,508	UK	7,867,879	7,086,187	5,437,065
8	Indonesia	459,095	504,109	353,268	Australia	4,643,032	3,938,622	4,004,516
9	Sweden	454,026	394,546	292,544	Sweden	575,7516	4,645,886	3,647,165
10	Australia	333,346	278,943	281,174	Italy	4,837,602	4,619,430	3,528,735



HS 820412 Adjustable hand-operated spanners, wrenches, and parts

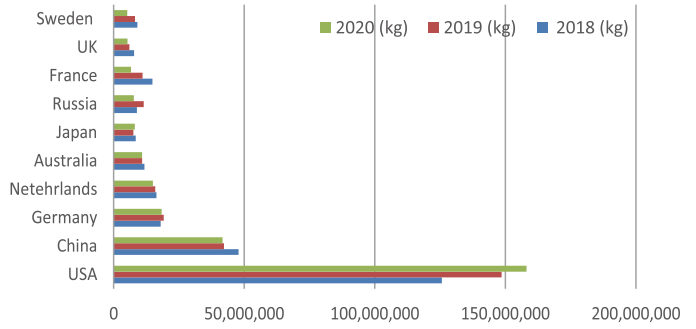
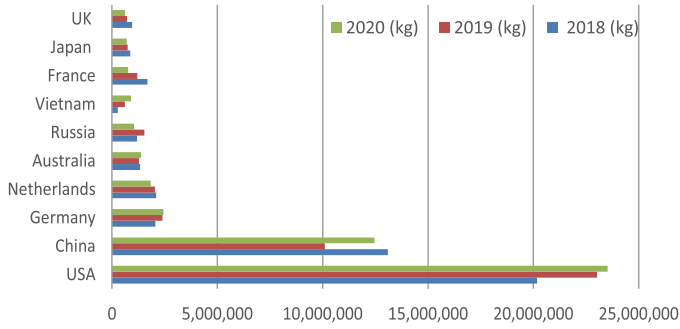
Rank	Country	2018 (kg)	2019 (kg)	2020 (kg)	Country	2018 (USD)	2019 (USD)	2020 (USD)
	World	9,234,960	9,223,260	8,932,135	World	93,739,106	100,075,075	101,588,744
1	USA	2,947,740	3,121,081	3,315,140	USA	26,683,301	30,767,990	36,629,618
2	China	590,026	509,007	754,102	China	6,738,730	6,549,246	8,576,650
3	Vietnam	775,650	709,553	573,307	Japan	5,857,210	5,842,111	5,438,826
4	Germany	392,033	486,937	479,448	Germany	6,089,032	5,997,168	5,196,553
5	Japan	472,058	475,235	443,262	Australia	4,380,698	4,302,315	4,523,387
6	Netherlands	179,896	230,962	330,708	France	7,246,787	7,012,709	3,686,622
7	Australia	398,212	335,414	315,081	Netherlands	1,988,831	2,714,709	3,625,370
8	Canada	217,083	213,462	257,694	Canada	2,718,310	2,790,698	3,266,845
9	Russia	214,901	237,846	226,559	Russia	2,396,626	2,685,565	3,052,825
10	France	465,540	449,034	210,330	UK	1,517,116	2,829,477	2,845,432



HS 820420 Socket wrenches with/without handles, drives, extensions, and parts

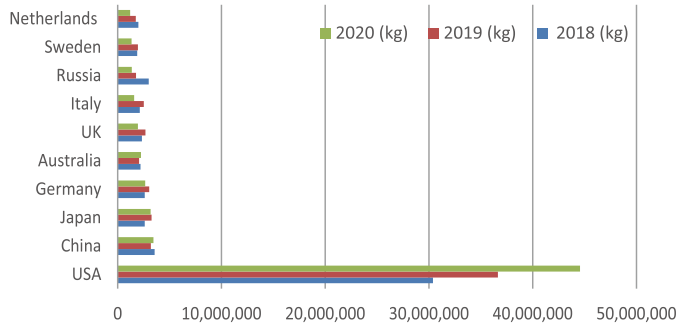
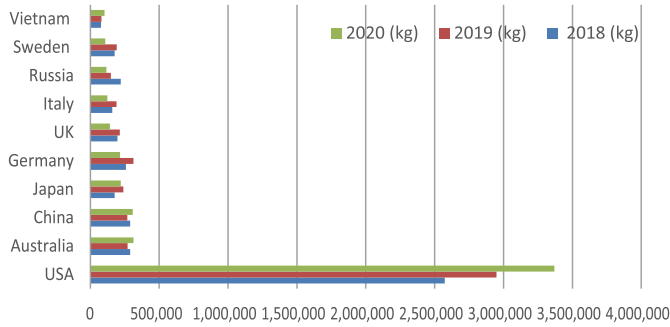
Rank	Country	2018 (kg)	2019 (kg)	2020 (kg)	Country	2018 (USD)	2019 (USD)	2020 (USD)
	World	57,901,272	56,522,021	55,379,538	World	357,629,401	364,342,036	343,164,995
1	USA	20,174,356	23,022,154	23,522,946	USA	125,616,247	148,561,113	158,119,368
2	China	13,097,826	10,103,879	12,452,499	China	47,819,184	42,200,364	41,663,990
3	Germany	2,063,996	2,397,391	2,443,601	Germany	17,974,635	19,146,291	18,323,675
4	Netherlands	2,091,818	2,043,449	1,837,711	Netherlands	16,352,581	15,931,250	14,995,678
5	Australia	1,331,171	1,284,137	1,374,714	Australia	11,778,718	10,839,634	10,896,760
6	Russia	1,187,295	1,531,238	1,046,457	Japan	8,420,625	7,532,597	8,079,730
7	Vietnam	275,130	606,025	898,966	Russia	8,843,360	11,460,064	7,721,972
8	France	1,676,404	1,199,779	766,647	France	14,797,274	11,014,062	6,651,307
9	Japan	870,043	748,089	699,902	UK	7,817,564	5,997,676	5,295,612
10	UK	954,518	704,144	622,480	Sweden	9,079,688	8,143,159	5,142,954





HS 820540 Screwdrivers and parts

Rank	Country	2018 (kg)	2019 (kg)	2020 (kg)	Country	2018 (USD)	2019 (USD)	2020 (USD)
	World	6,389,925	6,597,517	6,327,403	World	72,799,357	76,171,000	78,373,166
1	USA	2,572,473	2,949,669	3,368,908	USA	30,388,662	36,641,441	44,555,873
2	Australia	289,137	270,066	313,026	China	3,561,822	3,184,021	3,448,303
3	China	289,156	267,986	308,487	Japan	2,604,351	3,262,164	3,179,571
4	Japan	176,333	239,909	221,135	Germany	2,601,536	3,028,044	2,660,955
5	Germany	258,419	312,402	216,408	Australia	2,199,271	2,071,885	2,240,672
6	UK	196,976	213,612	142,932	UK	2,325,805	2,680,991	1,944,490
7	Italy	159,253	190,397	124,173	Italy	2,139,434	2,514,548	1,592,586
8	Russia	220,571	148,525	116,413	Russia	2,996,327	1,771,915	1,356,273
9	Sweden	176,799	191,043	108,665	Sweden	1,876,988	1,952,347	1,333,845
10	Vietnam	77,198	81,454	102,700	Netherlands	1,994,296	1,738,698	1,196,110



HS 820790 Screwdriver bits, tapping tools, and other interchangeable tools

Rank	Country	2018 (kg)	2019 (kg)	2020 (kg)	Country	2018 (USD)	2019 (USD)	2020 (USD)
	World	7,123,292	8,547,975	9,114,665	World	91,348,214	102,961,472	104,561,139
1	USA	1,817,152	2,367,803	2,913,691	USA	24,336,724	32,902,922	37,891,625
2	China	1,280,304	1,619,938	1,580,714	China	11,263,802	11,484,786	11,978,332
3	Vietnam	202,128	430,596	886,050	Germany	9,923,566	9,983,822	10,158,866
4	Germany	754,128	777,577	758,430	Vietnam	4,092,475	2,937,798	6,226,338
5	Canada	402,430	421,231	364,344	Canada	4,788,097	5,090,848	4,251,137
6	Slovenia	291,255	384,287	313,906	Russia	1,677,847	2,893,063	3,558,478
7	Russia	167,488	246,920	271,267	Sweden	3,755,617	3,702,923	2,370,422
8	Sweden	224,880	270,475	198,165	Slovenia	2,112,730	3,253,225	2,227,895
9	Spain	297,697	322,365	184,936	Thailand	2,428,376	2,541,946	1,891,046
10	UK	73,941	130,027	112,905	Japan	2,417,931	2,583,682	1,833,751

