


Fastener Trade & Fluctuations of USA/Canada/Japan/Taiwan/Europe (2013-2015)



USA (in USD), in descending order according to figures of 2015

Source: U.S. ITA of Department of Commerce

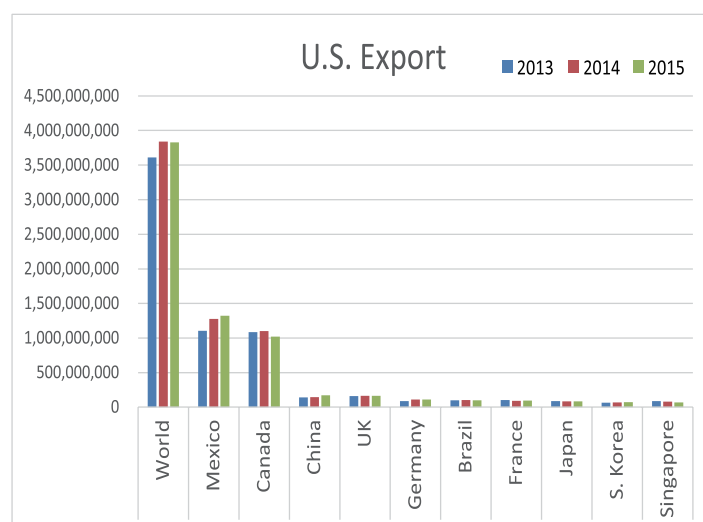
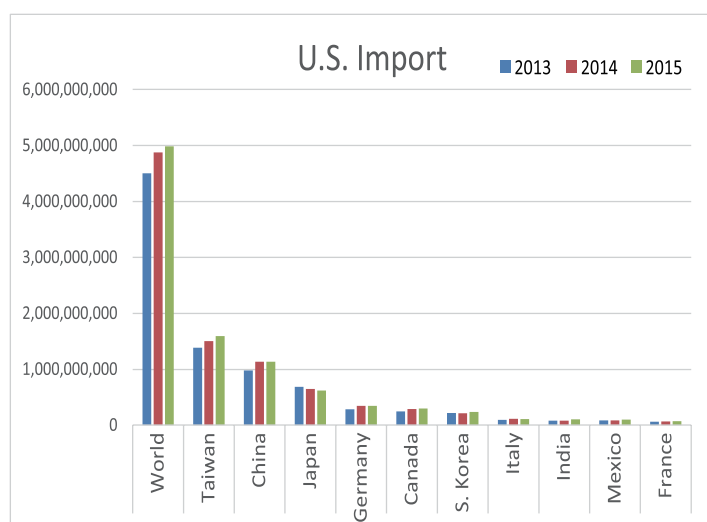
Import

HS 7318 Iron and steel screws, bolts, nuts, washers, etc.

Rank	Partner	2013	2014	2015
	World	4,504,205,399	4,876,279,305	4,985,344,443
1	Taiwan	1,387,983,331	1,503,085,206	1,594,517,220
2	China	979,724,090	1,135,962,713	1,135,293,767
3	Japan	686,114,166	650,923,243	619,784,501
4	Germany	282,618,231	346,057,832	347,083,822
5	Canada	248,833,750	287,387,413	300,557,506
6	South Korea	216,480,913	215,180,976	237,455,761
7	Italy	95,392,886	116,924,070	112,100,807
8	India	80,900,661	80,239,744	105,174,793
9	Mexico	85,299,361	87,404,697	98,326,001
10	France	62,891,402	68,134,611	70,511,781

Export

Rank	Partner	2013	2014	2015
	World	3,612,097,458	3,842,363,862	3,829,746,235
1	Mexico	1,103,053,706	1,276,926,026	1,322,016,918
2	Canada	1,083,290,731	1,098,300,334	1,020,122,030
3	China	141,415,910	146,078,881	169,574,676
4	United Kingdom	159,198,886	165,152,238	161,491,426
5	Germany	85,494,560	111,443,840	110,226,760
6	Brazil	97,768,281	101,888,713	98,612,804
7	France	101,870,022	91,238,473	95,229,292
8	Japan	85,698,069	82,377,821	82,748,850
9	South Korea	64,767,840	69,247,152	73,470,040
10	Singapore	87,571,967	78,728,436	68,310,550





Canada (in USD), in descending order according to figures of 2015

Source: Canada.ca

Import

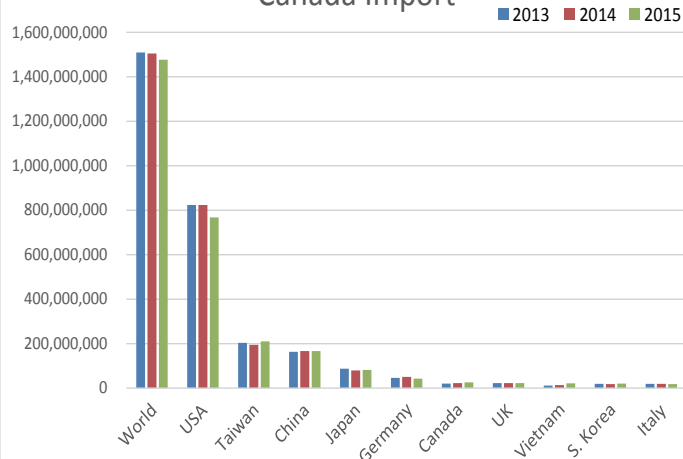
HS 7318 Screws, bolts, nuts, screw hooks, rivets, washers, cotter pins and like articles of iron or steel

Rank	Partner	2013	2014	2015
	World	1,508,856,908	1,505,073,233	1,476,267,506
1	United States	823,832,998	823,087,762	768,038,066
2	Taiwan	202,975,514	194,643,327	210,404,384
3	China	163,307,515	166,763,653	166,701,195
4	Japan	87,468,848	79,317,904	81,265,875
5	Germany	45,786,023	50,384,839	42,136,927
6	Canada	20,744,299	22,795,753	25,774,518
7	United Kingdom	22,584,128	22,540,617	22,440,892
8	Vietnam	11,769,618	13,792,405	21,497,128
9	South Korea	19,460,413	18,411,379	19,986,734
10	Italy	19,565,839	19,295,325	17,692,519

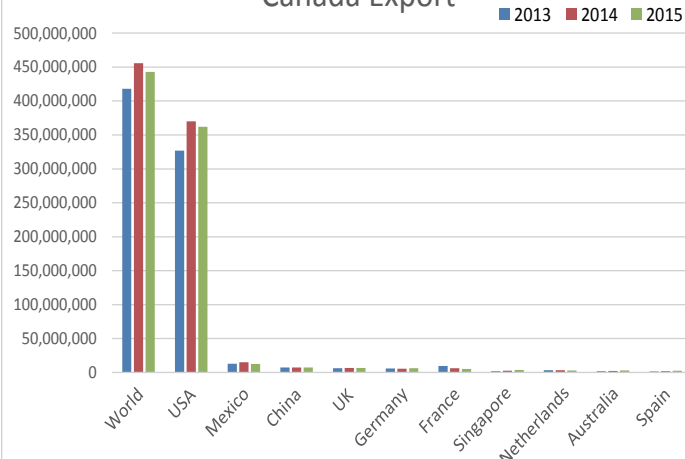
Export

Rank	Partner	2013	2014	2015
	World	417,920,626	455,781,812	442,837,318
1	United States	326,800,602	370,119,782	362,050,331
2	Mexico	12,732,093	15,100,446	12,399,720
3	China	7,291,517	7,373,419	7,288,419
4	United Kingdom	6,135,054	6,658,217	6,622,582
5	Germany	5,617,889	5,519,533	6,060,487
6	France	9,271,380	6,255,815	5,067,957
7	Singapore	1,916,559	2,514,086	3,496,772
8	Netherlands	3,149,708	3,259,723	2,793,000
9	Australia	1,724,913	2,056,516	2,792,365
10	Spain	1,247,255	1,912,016	2,448,957

Canada Import



Canada Export





Taiwan in descending order according to figures of 2015

Source: Bureau of Foreign Trade (Taiwan)

Import

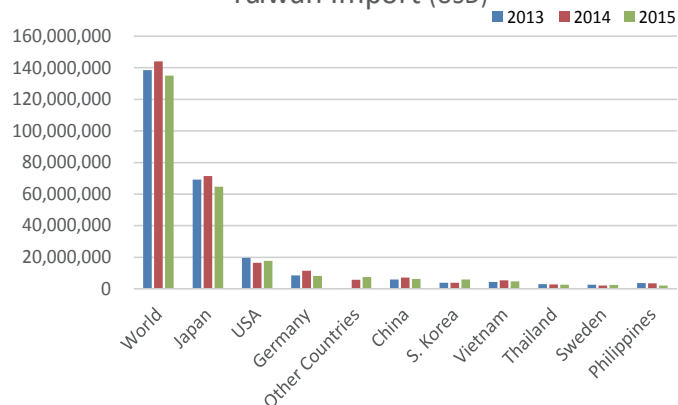
HS 7318 Screws, bolts, nuts, coach screws, screw hooks, rivets, cotters, cotter-pins, washers (including spring washers) and similar articles, of iron or steel

Rank	Partner	2013 (kg)	2014 (kg)	2015 (kg)	Partner	2013 (USD)	2014 (USD)	2015 (USD)
	World	18,421,226	21,178,823	20,279,886	World	138,553,818	144,004,117	135,102,341
1	Japan	7,301,245	7,924,602	7,362,681	Japan	69,224,787	71,509,094	64,664,087
2	Vietnam	2,788,369	3,942,105	3,597,754	USA	19,539,407	16,507,768	17,767,147
3	China	2,421,181	3,538,676	2,794,326	Germany	8,497,224	11,407,572	8,125,637
4	Other Countries	37,066	1,799,499	2,488,301	Other Countries	457,646	5,803,898	7,428,451
5	Thailand	1,644,181	1,205,035	1,063,809	China	5,863,854	7,051,957	6,174,559
6	S. Korea	332,039	362,200	871,465	S. Korea	3,840,343	3,858,528	5,836,494
7	Philippines	1,163,976	947,427	620,619	Vietnam	4,324,313	5,410,098	4,731,102
8	Germany	636,770	424,919	338,164	Thailand	2,973,934	2,748,722	2,606,563
9	USA	581,746	266,651	263,696	Sweden	2,651,946	2,008,314	2,429,674
10	Netherlands	162,943	108,066	159,836	Philippines	3,719,982	3,442,057	2,011,848

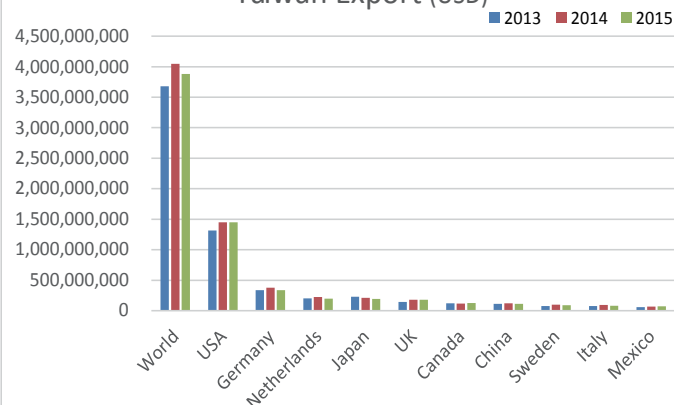
Export

Rank	Partner	2013 (kg)	2014 (kg)	2015 (kg)	Partner	2013 (USD)	2014 (USD)	2015 (USD)
	World	1,371,098,506	1,501,697,033	1,470,992,279	World	3,679,741,858	4,048,948,068	3,880,596,255
1	USA	505,637,832	555,453,198	546,108,965	USA	1,313,807,599	1,447,361,270	1,450,778,261
2	Germany	128,611,411	142,884,207	136,122,818	Germany	337,657,846	375,886,200	336,411,067
3	Netherlands	76,652,277	81,869,436	81,760,831	Netherlands	202,051,596	223,378,480	197,018,892
4	UK	54,516,214	67,758,478	69,562,893	Japan	229,134,466	212,378,935	194,533,227
5	Japan	74,876,154	68,728,882	65,476,799	UK	143,726,891	180,719,632	178,366,592
6	Canada	49,070,165	45,688,043	48,611,896	Canada	120,435,890	117,018,549	126,340,252
7	Italy	33,389,729	38,482,125	35,188,254	China	112,548,024	122,980,282	110,656,184
8	Poland	31,856,094	39,582,609	31,093,106	Sweden	78,398,990	98,458,251	88,785,052
9	Sweden	26,297,561	33,456,841	30,940,353	Italy	76,797,422	92,178,290	81,573,152
10	France	23,165,620	29,488,861	27,390,219	Mexico	56,233,878	66,415,507	73,567,185

Taiwan Import (USD)



Taiwan Export (USD)





Japan in descending order according to volumes of 2015

Source: Ministry of Finance, Japan

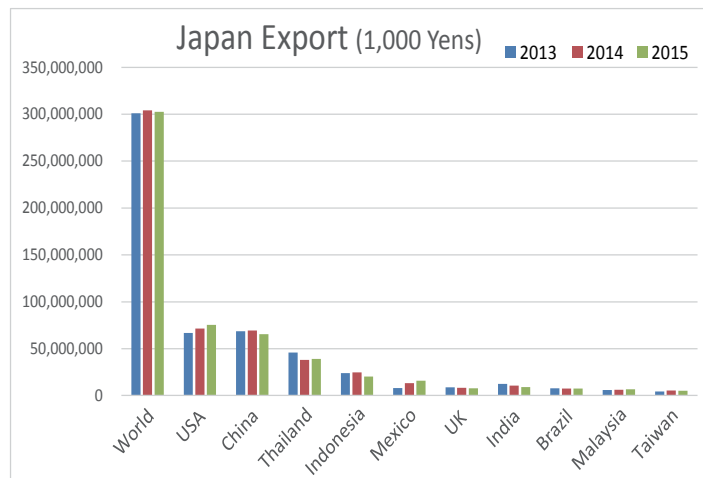
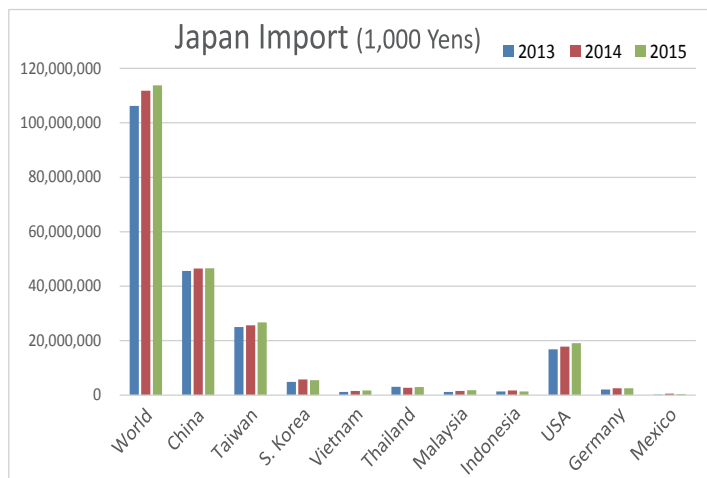
Import

Japan P.C. Code 61703 Nails, bolts, nuts, etc.

Rank	Partner	Metric Tons			1,000 Yens		
		2013	2014	2015	2013	2014	2015
	World	360,116	343,110	324,699	106,198,444	111,830,372	113,786,756
1	China	245,113	230,097	220,880	45,581,160	46,526,490	46,548,736
2	Taiwan	78,104	72,433	67,031	24,992,189	25,608,663	26,670,093
3	S. Korea	13,931	15,542	13,405	4,789,891	5,716,219	5,431,154
4	Vietnam	5,189	6,464	6,833	1,148,312	1,452,882	1,639,463
5	Thailand	6,333	4,630	4,381	2,992,089	2,690,741	2,939,340
6	Malaysia	2,748	3,389	3,797	1,150,103	1,468,313	1,778,994
7	Indonesia	2,764	3,481	2,517	1,346,028	1,638,487	1,317,100
8	USA	2,353	2,551	2,282	16,749,143	17,817,075	19,080,967
9	Germany	946	1,347	1,203	2,074,806	2,455,654	2,451,191
10	Mexico	398	996	470	185,773	486,693	332,613

Export

Rank	Partner	Metric Tons			1,000 Yens		
		2013	2014	2015	2013	2014	2015
	World	349,541	349,107	332,304	301,124,695	304,227,287	302,715,513
1	USA	78,223	82,194	81,347	66,744,560	71,390,104	75,246,059
2	China	74,970	76,385	68,677	68,541,742	69,260,182	65,373,063
3	Thailand	55,365	43,901	43,820	45,715,154	38,071,428	38,926,584
4	Indonesia	29,901	30,165	23,636	23,741,444	24,677,611	20,214,365
5	Mexico	11,339	18,176	18,967	8,012,157	13,119,220	15,749,552
6	UK	13,838	13,511	12,507	8,612,074	8,236,254	7,717,824
7	India	15,923	13,054	11,253	12,423,578	10,547,548	8,970,115
8	Brazil	8,382	7,921	7,668	7,668,035	7,330,340	7,496,641
9	Malaysia	6,180	6,149	6,220	5,822,170	6,161,711	6,678,000
10	Taiwan	5,600	6,951	6,060	4,356,662	5,297,753	5,021,080





EU (in USD), in descending order according to figures of 2015

Source: Euro Stat

Import

HS 7318 Screws, bolts, nuts, coach screws, screw hooks, rivets, cotters, cotter pins, washers (including spring washers) and similar articles, of iron or steel

Rank	Country	2013 (Euro)	2014 (Euro)	2015 (Euro)	Country	2013 (KG)	2014 (KG)	2015 (KG)
	World	3,773,737,688	4,265,273,905	4,758,003,851	World	1,315,889,000	1,558,297,000	1,525,090,000
1	Taiwan	971,768,436	1,150,021,894	1,241,161,108	Taiwan	460,459,000	545,925,000	523,203,000
2	U.S.	613,785,344	651,008,117	777,000,042	China	318,314,000	372,016,000	347,494,000
3	China	510,741,058	588,848,859	632,693,170	India	102,755,000	125,069,000	131,615,000
4	Switzerland	378,542,829	412,936,393	462,581,615	Vietnam	88,043,000	118,575,000	120,862,000
5	India	234,370,261	264,467,662	309,811,312	Thailand	57,588,000	76,720,000	69,208,000
6	Vietnam	142,634,699	187,474,497	229,678,317	Turkey	41,047,000	53,283,000	63,137,000
7	Turkey	144,956,828	182,917,965	204,119,994	Malaysia	56,165,000	58,751,000	54,514,000
8	Japan	203,685,815	188,702,692	196,018,857	U.S.	38,160,000	37,741,000	38,903,000
9	South Korea	123,082,974	119,089,282	141,926,989	South Korea	29,989,000	30,257,000	33,508,000
10	Thailand	86,596,922	120,649,893	112,670,593	Switzerland	29,957,000	32,643,000	31,157,000

Export

Rank	Country	2013 (Euro)	2014 (Euro)	2015 (Euro)	Country	2013 (KG)	2014 (KG)	2015 (KG)
	World	3,329,647,062	3,550,903,886	3,627,664,582	World	483,886,000	492,083,000	468,023,000
1	China	614,888,804	749,245,178	692,116,657	China	87,506,000	102,257,000	90,868,000
2	U.S.	517,865,820	616,777,003	674,163,904	U.S.	61,896,000	75,818,000	72,873,000
3	Switzerland	246,049,759	246,718,901	259,185,890	Switzerland	37,065,000	35,496,000	37,157,000
4	Turkey	192,219,113	194,765,070	218,302,461	Turkey	32,625,000	33,346,000	35,922,000
5	Russia	191,913,412	187,021,956	147,600,557	Russia	37,547,000	35,461,000	26,287,000
6	Brazil	206,703,362	177,131,631	146,258,692	Brazil	36,048,000	29,325,000	22,811,000
7	Mexico	135,181,615	132,531,175	141,601,420	India	13,066,000	16,120,000	18,942,000
8	India	102,996,002	111,894,130	127,452,060	Mexico	22,322,000	18,892,000	18,705,000
9	Norway	126,326,709	140,081,139	124,272,344	Norway	18,304,000	19,185,000	17,751,000
10	South Africa	62,717,777	67,737,410	77,815,602	South Africa	9,561,000	9,539,000	9,990,000

