




Compiled by Fastener World  
Updated on January 31, 2019  
Monetary unit in millions


# 2018 Financial Reports of Fastener Companies

## USA


 ALCOA (USD)	Period		Sales	Pre-tax Income	Net Income	Total Assets
	Year Ended Dec.	2018	13,403	1,597	227	4,134 as of Dec. 2018 vs. 4,238 as of Dec. 2017
		2017	11,652	1,159	217	
		Change (%)	+15.0	+37.7	+1.8	


 (USD)	Period		Revenues	Operating Income	Pre-tax Income	Net Income	Total Assets
	Year Ended Aug.	2018	193.284	10.324	10.120	6.949	76.299 as of Aug. 2018 vs. 65.780 as of Aug. 2017
		2017	156.954	6.315	6.342	4.051	
		Change (%)	+23.1	+63.4	+59.5	+71.5	


 (USD)	Period		Net Sales	Pre-tax Earnings	Net Earnings	Total Assets
	Year Ended Dec.	2018	25,067.279	3,229.391	2,360.767	17,920.588 as of Dec. 2018 vs. 15,841.258 as of Dec. 2017
		2017	20,252.393	1,749.957	1,318.688	
		Change (%)	+23.7	+84.5	+79.0	

 FASTENAL INDUSTRIAL & CONSTRUCTION SUPPLIES (USD)	Period		Net Sales	Gross Profit	Operating Income	Pre-tax Earnings	Net Earnings	Total Assets
	Year Ended Dec.	2018	4,965.1	2,398.9	999.2	987.0	6.949	3,321.5 as of Dec. 2018 vs. 2,910.5 as of Dec. 2017
		2017	4,390.5	2,163.6	881.8	873.1	4.051	
		Change (%)	+13.0	+10.8	+0.1	+13.0	+71.5	


## Europe


 BOSSARD (CHF)	Regions	2018 Net Sales	2017 Net Sales	Change (%)
	Europe	493.0	444.9	+ 10.8
	America	240.9	220.3	+ 9.4
	Asia	137.2	121.0	+ 13.4
	Group	871.1	786.2	+ 10.8

 Trifast plc (EUR)	Period		Revenues	Gross Profit	Operating Profit	Pre-tax Profit	Net Profit	Total Assets
	Year Ended Mar.	2018	197.632	60.246	18.983	18.503	15.086	188.656 as of Mar. 2018 vs. 177.230 as of Mar. 2017
		2017	186.512	58.017	17.861	17.340	12.698	
		Change (%)	+5.9	+3.8	+6.2	+6.7	+18.8	


 (CHF)	Business Segments	2018 Sales	2017 Sales	Change (%)
	Engineered Components	967.0	925.8	+4.4
	Fastening Systems	437.1	384.0	+13.8
	Distribution & Logistics	334.5	322.9	+3.6
	Gross Sales	1,738.6	1,632.7	+6.5
	Regions	2018 Sales	2017 Sales	Change (%)
	Switzerland	354.0	340.9	+3.8
	Europe	714.7	651.9	+9.6
	Americas	307.6	281.4	+9.3
	Asia	358.0	353.9	+1.1
	Africa, Australia	1.3	4.6	-5.4
	Total	1,738.6	1,632.7	+6.5

## Japan


 (JPN)	Period		Revenue	Operating Profit	Ordinary Profit	Net Profit	Total Assets 15,484 as of Jun. 2018 vs. 15,394 as of Jun. 2017
	Year Ended Jun.	2018	14,174	548	614	714	
		2017	13,440	604	668	516	
		Change (%)	+5.5	-9.2	-8.1	+38.4	
	Prospect for Year Ended Jun.	2019	13,956	708	732	546	
		Change (%)	-1.5	+29.1	+19.3	-23.6	


 Kobayashi Metals (JPN)	Period		Revenue	Operating Profit	Ordinary Profit	Net Profit	Total Assets 23,631 as of Oct. 2018 vs. 23,544 as of Oct. 2017
	Year Ended Oct.	2018	22,777	600	856	592	
		2017	20,868	455	680	599	
		Change (%)	+9.1	+32.1	+25.8	-1.1	
	Prospect for Year Ended Oct.	2019	23,610	670	920	650	
		Change (%)	+3.7	+11.5	+7.4	+9.7	

## South Korea

 (KRW)	Period		Sales	Gross Profit	Operating Profit	Net Income	Total Assets 94,716 as of Aug. 2018 vs. 93,203 as of Aug. 2017
	Year Ended Aug.	2018	79,004	8,393	772	1,672	
		2017	83,101	10,851	3,152	3,024	
		Change (%)	-4.9	-22.6	-75.5	-44.7	

## Southeast Asia

 Chin Well (MYR)	Period		Revenue	Gross Profit	Operating Profit	Pre-tax Profit	Net Profit	Total Assets
	Year Ended Jun.	2018	591.294	99.002	68.116	66.736	55.884	665.246 as of Jun. 2018 vs. 621.275 as of Jun. 2017
		2017	521.289	91.740	63.253	62.176	50.903	
	Change (%)	+13.4	+7.9	+7.6	+7.3	+8.9		

 STL FASTENERS (INR)	Period		Total Income	Pre-tax Profit	Net Income	Total Assets
	Year Ended Mar.	2018	4,702.990	75.361	490.516	1,738.839 as of Mar. 2018 vs. 977.808 as of Mar. 2017
		2017	4,222.757	60.292	391.055	
	Change (%)	+11.3	+24.9	+25.4		



# YHM



# YUAN CUT



**Copper Alloy Wires & Rods Manufacturer**

- Copper Alloy Wire
- Brass Wire
- Nickel Silver Wire
- Phosphor Bronze Wire
- Silicon Bronze Wire
- Free Cutting Brass Rod & Wire
- RoHS Brass Rod
- EDM Wire
- Copper Anode

**銅合金ワイヤー及びロッドメーカー**

- 銅合金ワイヤー
- 真鍮ワイヤー
- ニッケル・シルバーワイヤー
- 燐青銅ワイヤー
- シリコソ青銅ワイヤー
- 快削真鍮ロッド及びワイヤー
- RoHS快削真鍮ロッド
- EDM ワイヤー
- 銅アノード







**元祥金屬工業股份有限公司**  
**YUANG HSIAN METAL INDUSTRIAL CORP.**

台灣彰化市彰水路 175 號  
 No. 175, Chang Shui Rd., Changhua City, Taiwan  
 TEL: +886-4-7613688 E-mail: info@yhm.com.tw  
 FAX: +886-4-7612289 http://www.yhm.com.tw  
 Skype: yhm7613688